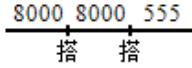
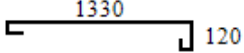

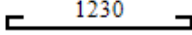
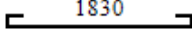
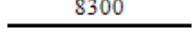
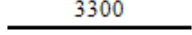
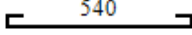
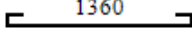

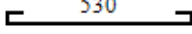
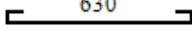
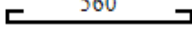
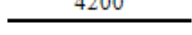
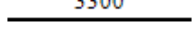
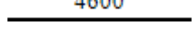
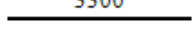
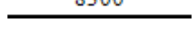
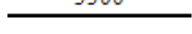
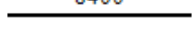


钢筋配料表

项目名称：乐山万达商业

部位：3-2#商业_2层板

构件名称	级直 别径	钢筋简图	下料 (mm)	根 件 数*数	总 根 数	重量 (kg)	备 注
节点 2	Φ8		8140 8140 700	13	13	87.19	@130搭336 总长 15882
	Φ8		1590	4	4	2.51	@130
	Φ8		2320	31	31	28.41	@130
	Φ8		1370	6	6	3.25	@130
	Φ8		1970	91	91	70.81	@130
1 底板	Φ12		8300	21	21	154.78	@150
	Φ12		3300	53	53	155.31	@150
1-1	Φ8		680	5	5	1.34	@130
	Φ8		1500	8	8	4.74	@130
	Φ8		1100	8	8	3.48	@130
	Φ8		670	32	32	8.47	@130
	Φ8		770	11	11	3.35	@130
	Φ8		700	8	8	2.21	@130
2 底板	Φ12		4200	21	21	78.32	@150
	Φ12		3300	26	26	76.19	@150
3 底板	Φ12		4600	21	21	85.78	@150
	Φ12		3300	29	29	84.98	@150
4 底板	Φ12		8300	21	21	154.78	@150
	Φ12		3300	53	53	155.31	@150
5 底板	Φ12		8400	21	21	156.64	@150

审核：

翻样：梁青忠 15828438169

第1页，共16页

2015/8/25 17:50

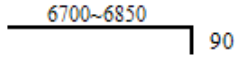

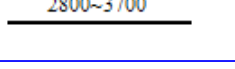
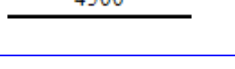


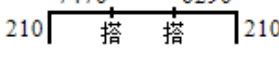
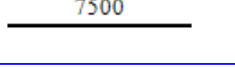
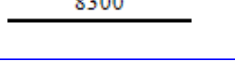
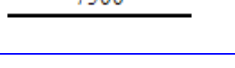


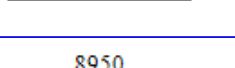
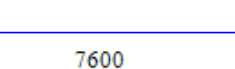
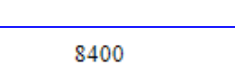
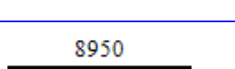
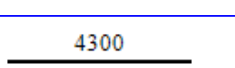
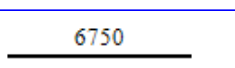
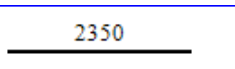
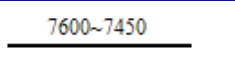
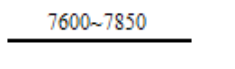
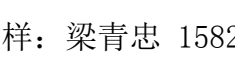
构件名称	级直径	钢筋简图	下料 (mm)	根 件 数*数	总 根 数	重量 (kg)	备 注
	Φ12		3300	53	53	155.31	@150
6 底板	Φ12		8450	21	21	157.58	@150
	Φ12		3300	53	53	155.31	@150
7 底板	Φ10		6980 ~6780	12	12	50.94	△18, 变量18 @150
	Φ10		2610	2	2	3.22	@150
	Φ10		2200 ~3500	2	2	3.52	△1300, 变量1300 @150
	Φ10		4400	94	94	255.19	@150
	Φ10		7600 ~7350	16	16	73.79	△17, 变量17 @150
	Φ10		3650 ~2350	2	2	3.70	△1300, 变量1300 @150
	Φ10		7550 ~7950	27	27	129.11	△15, 变量15 @150
7 加筋	Φ14		8990	6	6	65.27	@100
8 底板	Φ10		6730 ~6580	12	12	49.27	△14, 变量14 @150
	Φ12		4100	32	32	116.51	@200
	Φ10		6900 ~6650	14	14	58.52	△19, 变量19 @150
9 底板	Φ12		8000 ~7550	43	43	296.88	△11, 变量11 @100
	Φ6		8000 ~8400	28	28	50.97	△15, 变量15 @130
	Φ8		3950	52	52	81.13	@150
	Φ14		2500 ~3400	2	2	7.14	△900, 变量900 @100
	Φ14		8450 ~8050	38	38	379.34	△11, 变量11 @100
	Φ14		4600	74	74	411.88	@100
	Φ8		2500 ~3800	2	2	2.49	△1300, 变量1300 @150
	Φ14		2600 ~3500	2	2	7.38	△900, 变量900 @100
	Φ14		4200	78	78	396.40	@100

审核:

翻样: 梁青忠 15828438169

第2页, 共16页

2015/8/25 17:50

构件名称	级直径	钢筋简图	下料 (mm)	根 数*数	总 根 数	重量 (kg)	备 注
10 底板	Φ12		6778 ~6928	15	15	91.28	△11, 变量11 @100
	Φ12		2980	3	3	7.94	@100
	Φ12		2800 ~3700	2	2	5.77	△900, 变量900 @100
	Φ12		4500	67	67	267.73	@100
	Φ12		7550 ~7300	27	27	178.02	△10, 变量10 @100
10 加筋	Φ14		5110	3	3	18.55	@100
10~16 面加筋	Φ14		7660 9000*2 6490	3	3	116.70	@100搭686 总长29700
11 底板	Φ6		7500	61	61	101.57	@130
	Φ8		8300	48	48	157.37	@150
12 底板	Φ6		7500	61	61	101.57	@130
	Φ8		8400	48	48	159.26	@150
13 底板	Φ8		7600	53	53	159.11	@150
	Φ10		8400	41	41	212.49	@180
13 加筋	Φ14		8950	2	2	21.66	@100
14 底板	Φ8		7600	53	53	159.11	@150
	Φ10		8400	41	41	212.49	@180
14 加筋	Φ14		8950	3	3	32.49	@100
15 底板	Φ10		4300	40	40	106.12	@180
	Φ6		6750	16	16	23.98	@130
	Φ6		2350	49	49	25.56	@130
	Φ8		7600 ~7450	12	12	35.67	△14, 变量14 @150
	Φ8		7600 ~7850	15	15	45.77	△18, 变量18 @150

审核:

翻样: 梁青忠 15828438169

第3页, 共16页

2015/8/25 17:50

构件名称	级直径	钢筋简图	下料 (mm)	根 件 数*数	总 根 数	重量 (kg)	备 注
15 加筋	Φ14	210 	9000	3	3	32.67	@100
16 底板	Φ6		7050 ~6650	30	30	45.62	△14, 变量14 @130
	Φ8		3150 ~4600	2	2	3.06	△1450, 变量1450 @150
	Φ8		4300	46	46	78.13	@150
	Φ8		4200	36	36	59.72	@180
	Φ8		2350 ~4100	2	2	2.55	△1750, 变量1750 @180
	Φ6		7500 ~7100	31	31	50.24	△13, 变量13 @130
	Φ6		6750	13	13	19.48	@130
	Φ6		1950	49	49	21.21	@130
	Φ8		8250 ~8450	14	14	46.18	△15, 变量15 @150
	Φ8		7650 ~7800	12	12	36.62	△14, 变量14 @150
	Φ10		2410	2	2	2.97	@180
	Φ10	90 	2510	2	2	3.10	@180
	Φ10		4150	42	42	107.54	@180
	Φ10		2350 ~4150	2	2	4.01	△1800, 变量1800 @180
17 底板	Φ6		6750	31	31	46.45	@130
	Φ8		4400	64	64	111.23	@100
18 底板	Φ6		4300	3	3	2.86	@130
	Φ6		2200	2	2	0.98	@130
	Φ6		1100	16	16	3.91	@130
	Φ6		700	14	14	2.18	@130
19 底板	Φ6		2950	6	6	3.93	@130
	Φ6		1100	20	20	4.88	@130

审核:

翻样: 梁青忠 15828438169

第4页, 共16页

2015/8/25 17:50

构件名称	级直径	钢筋简图	下料 (mm)	根 数*数	总 根 数	重量 (kg)	备 注
20 底板	Φ6		4300	23	23	21.96	@130
	Φ6		3200	30	30	21.31	@130
21 底板	Φ6		1230	12	12	3.28	@130
	Φ6		2480	2	2	1.10	@130
	Φ6		4250	9	9	8.49	@130
	Φ6		1500	18	18	5.99	@130
21 加筋	Φ14		4840	6	6	35.14	@100
22 底板	Φ6		9000 1350	7	7	16.08	@130搭302 总长 10050
	Φ8		4350	80	80	137.46	@120
23 底板	Φ6		9000 1070	6	6	13.41	@130搭336 总长9645
	Φ6		1060 9010	6	6	13.41	@130搭336 总长9645
	Φ6		9000 1350	17	17	39.06	@130搭302 总长 10050
	Φ10		4150	65	65	166.44	@150
24 底板	Φ6		6330	12	12	16.86	@130
	Φ6		7584 ~7684	2	2	3.39	△100, 变量100 @130
	Φ6		9000 ~9550	6	6	12.35	△110, 变量110 @130
	Φ6		6700	21	21	31.24	@130
	Φ6		8950 ~4450	41	41	60.98	△112, 变量112 @130
	Φ6		800 ~6200	37	37	28.75	△150, 变量150 @130
24 加筋	Φ14		3080	6	6	22.36	@100
25 底板	Φ6		6150 ~4450	22	22	25.89	△81, 变量81 @130
	Φ6		2050 ~3200	3	3	1.75	△575, 变量575 @130
	Φ6		3600 ~3800	26	26	21.36	△8, 变量8 @130

审核:

翻样: 梁青忠 15828438169

第5页, 共16页

2015/8/25 17:50

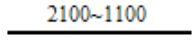
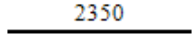
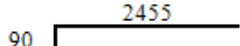
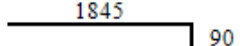
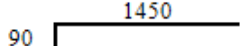
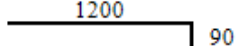
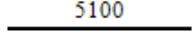
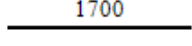
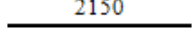
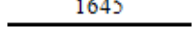
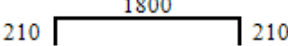

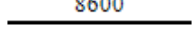
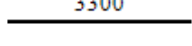
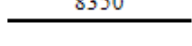
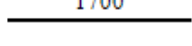
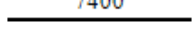
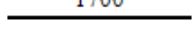
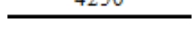
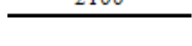
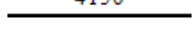
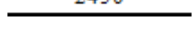
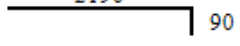
构件名称	级直径	钢筋简图	下料 (mm)	根件 数*数	总 根数	重量 (kg)	备 注
	Φ6	<u>3600~4350</u>	3600 ~4350	26	26	22.94	△30, 变量30 @130
	Φ6	<u>2950~900</u>	2950 ~900	11	11	4.70	△205, 变量205 @130
	Φ6	<u>3250</u>	3250	30	30	21.65	@130
26 底板	Φ6	<u>4600~2650</u>	4600 ~2650	16	16	12.88	△130, 变量130 @130
	Φ6	<u>3550~650</u>	3550 ~650	12	12	5.59	△264, 变量264 @130
	Φ6	<u>4500~3050</u>	4500 ~3050	12	12	10.06	△132, 变量132 @130
	Φ6	<u>3800~3650</u>	3800 ~3650	2	2	1.65	△150, 变量150 @130
	Φ6	<u>4150~4000</u>	4150 ~4000	18	18	16.28	△9, 变量9 @130
27 底板	Φ6	<u>2400</u>	2400	72	72	38.36	@130
	Φ6	<u>900~1950</u>	900 ~1950	3	3	0.95	△525, 变量525 @130
	Φ6	<u>10050~9600</u>	10050 ~9600	15	15	32.72	△32, 变量32 @130
	Φ6	<u>3850~4050</u>	3850 ~4050	20	20	17.54	△11, 变量11 @130
	Φ8	<u>3050</u>	3050	18	18	21.69	@200
28 底板	Φ6	<u>9500~9200</u>	9500 ~9200	10	10	20.76	△33, 变量33 @130
	Φ6	<u>1200~1700</u>	1200 ~1700	2	2	0.64	△500, 变量500 @130
	Φ6	<u>1650</u>	1650	68	68	24.91	@130
29 底板	Φ6	<u>9050~8300</u>	9050 ~8300	24	24	46.22	△33, 变量33 @130
	Φ8	<u>1550~2900</u>	1550 ~2900	3	3	2.64	△675, 变量675 @170
	Φ8	<u>3450</u>	3450	48	48	65.41	@170
30 底板	Φ6	<u>1350~4450</u>	1350 ~4450	7	7	4.51	△517, 变量517 @130
	Φ6	<u>5050</u>	5050	11	11	12.33	@130
	Φ6	<u>1550~2700</u>	1550 ~2700	36	36	16.98	△33, 变量33 @130
31 底板	Φ6	<u>3050~3500</u>	3050 ~3500	15	15	10.91	△32, 变量32 @130

审核:

翻样: 梁青忠 15828438169

第6页, 共16页

2015/8/25 17:50

构件名称	级直径	钢筋简图	下料 (mm)	根 件 数*数	总 根 数	重量 (kg)	备 注
	Φ6		2100 ~1100	3	3	1.07	△500, 变量500 @130
	Φ6		2350	22	22	11.48	@130
32 底板	Φ6		2540	3	3	1.69	@130
	Φ6		1930	3	3	1.29	@130
	Φ6		1530	2	2	0.68	@130
	Φ6		1280	7	7	1.99	@130
	Φ6		5100	8	8	9.06	@130
	Φ6		1700	12	12	4.53	@130
	Φ6		2150	15	15	7.16	@130
	Φ6		1640	3	3	1.09	@130
32 加筋	Φ14		2190	12	12	31.80	@100
	Φ14		1920	6	6	13.94	@100
33 底板	Φ6		8600	24	24	45.82	@130
	Φ6		3300	61	61	44.69	@130
34 底板	Φ6		8350	10	10	18.54	@130
	Φ6		1700	59	59	22.27	@130
35 底板	Φ6		7400	10	10	16.43	@130
	Φ6		1700	52	52	19.62	@130
36 底板	Φ6		4250	14	14	13.21	@130
	Φ6		2100	30	30	13.99	@130
37 底板	Φ6		4150	16	16	14.74	@130
	Φ6		2450	30	30	16.32	@130
38 底板	Φ6		2270	2	2	1.01	@130

审核:

翻样: 梁青忠 15828438169

第7页, 共16页

2015/8/25 17:50

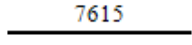
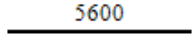
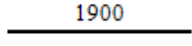
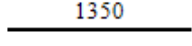
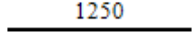
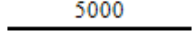
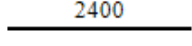
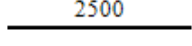
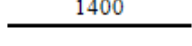
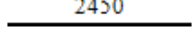

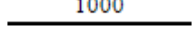
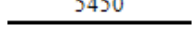
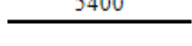
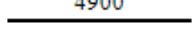
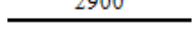
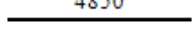
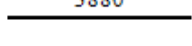
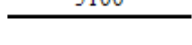
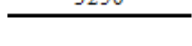
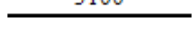
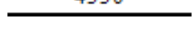
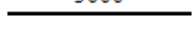
构件名称	级直径	钢筋简图	下料 (mm)	根 件 数*数	总 根 数	重量 (kg)	备 注
	Φ6	90 	1580	11	11	3.86	@130
	Φ6		2450 ~4300	3	3	2.25	△925, 变量925 @130
	Φ6		3990	11	11	9.74	@130
	Φ6		2050 ~2300	17	17	8.21	△16, 变量16 @130
	Φ6		1850	4	4	1.64	@130
38 加筋	Φ14	210 	4380	6	6	31.80	@100
分布筋	Φ8		6350	10	10	25.08	用于150mm板 @220
	Φ6.5		9000 6300	9	9	0.00	@150搭318 总长 14985
	Φ6.5		7100	14	14	25.84	
	Φ8		2350	10	10	9.28	
	Φ6.5		3800	11	11	10.87	
	Φ6.5		2250	14	14	8.19	
	Φ6.5		8210	14	14	29.88	@150
	Φ6.5		950	10	10	2.47	
	Φ6.5		1600	24	24	9.98	
	Φ6.5		8100	28	28	58.97	
	Φ6.5		6350	43	43	70.99	
	Φ6.5		5750	57	57	85.21	
	Φ6.5		5950	14	14	21.66	
	Φ6.5		5850	15	15	22.81	
	Φ6.5		5650	56	56	82.26	
	Φ6.5		2350	14	14	8.55	
	Φ6.5		2000	25	25	13.00	

审核:

翻样: 梁青忠 15828438169

第8页, 共16页

2015/8/25 17:50


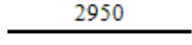
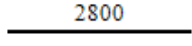
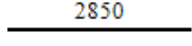
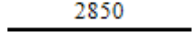
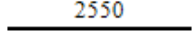
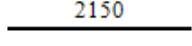
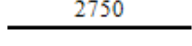

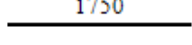
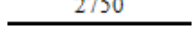
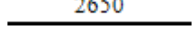
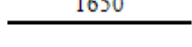
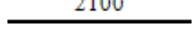
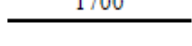
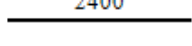
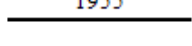
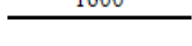
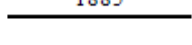
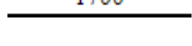
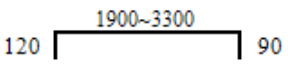
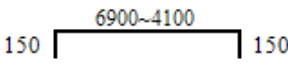
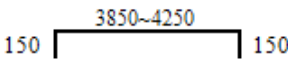
构件名称	级直径	钢筋简图	下料 (mm)	根件 数*数	总 根数	重量 (kg)	备 注
	Φ6.5		7620	9	9	17.83	@150
	Φ6.5		5600	11	11	16.02	@150
	Φ6.5		1900	13	13	6.42	
	Φ6.5		1350	14	14	4.91	
	Φ6.5		1250	13	13	4.22	
	Φ6.5		5000	27	27	35.10	
	Φ6.5		2400	56	56	34.94	
	Φ6.5		2500	57	57	37.05	
	Φ6.5		1400	14	14	5.10	
	Φ6.5		2450	72	72	45.86	
	Φ6.5		2300	42	42	25.12	
	Φ6.5		1000	22	22	5.72	
	Φ6.5		5450	15	15	21.25	
	Φ6.5		5400	30	30	42.12	
	Φ6.5		4900	16	16	20.38	
	Φ6.5		2900	47	47	35.44	
	Φ6.5		4850	14	14	17.65	
	Φ6.5		3880	9	9	9.08	@150
	Φ6.5		5100	14	14	18.56	@150
	Φ6.5		3250	13	13	10.98	
	Φ6.5		3100	14	14	11.28	
	Φ6.5		4330	19	19	21.39	@150
	Φ6.5		3000	25	25	19.50	

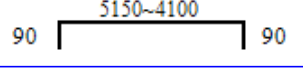
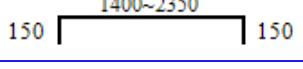
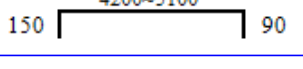


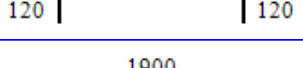
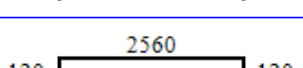
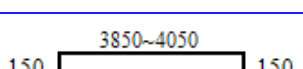
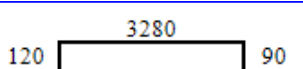
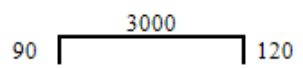
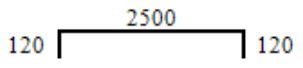
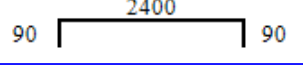
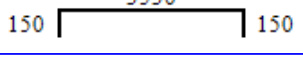

审核：

翻样：梁青忠 15828438169

第9页，共16页

2015/8/25 17:50

构件名称	级直径	钢筋简图	下料 (mm)	根件 数*数	总 根数	重量 (kg)	备 注
	Φ6.5		2990	13	13	10.11	@150
	Φ6.5		2950	26	26	19.94	
	Φ6.5		2800	12	12	8.74	
	Φ6.5		2850	8	8	5.93	@150
	Φ6.5		2850	13	13	9.63	
	Φ6.5		2550	14	14	9.28	
	Φ6.5		2150	16	16	8.94	
	Φ6.5		2750	14	14	10.01	
	Φ6.5		1800	12	12	5.62	
	Φ6.5		1750	107	107	48.68	
	Φ6.5		2750	14	14	10.01	@150
	Φ6.5		2650	13	13	8.96	
	Φ6.5		1650	11	11	4.72	
	Φ6.5		2100	15	15	8.19	
	Φ6.5		1700	12	12	5.30	
	Φ6.5		2400	6	6	3.74	@150
	Φ6.5		1950	14	14	7.10	@150
	Φ6.5		1600	6	6	2.50	@150
	Φ6.5		1880	22	22	10.75	@150
	Φ6.5		1700	14	14	6.19	@150
负加筋	Φ8		2094 ~3494	8	8	8.83	△200, 变量200 @200
	Φ10		7180 ~4380	15	15	53.49	△200, 变量200 @200
	Φ10		4130 ~4530	3	3	8.01	△200, 变量200 @200

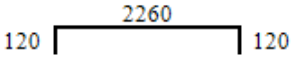
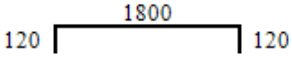
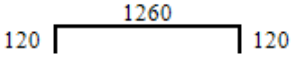
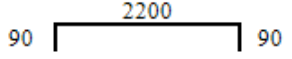
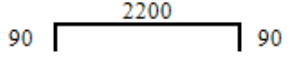
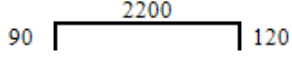
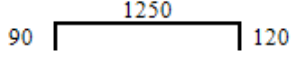
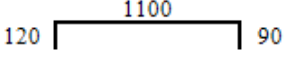
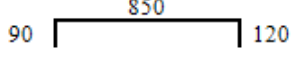

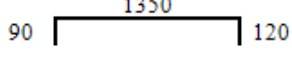
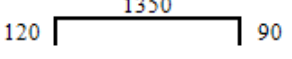
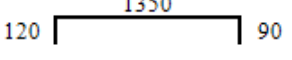
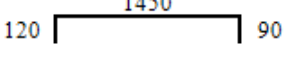
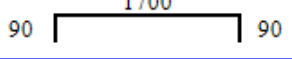
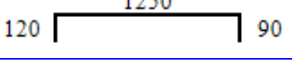
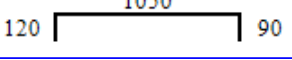
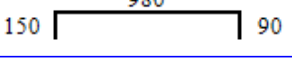
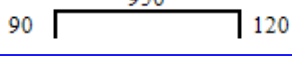
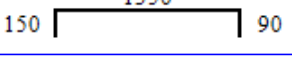
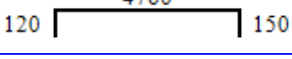
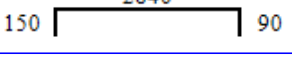
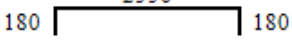
构件名称	级直径	钢筋简图	下料 (mm)	根 件 数*数	总 根 数	重量 (kg)	备 注
	Φ10	150  150	3030 ~1430	8	8	11.01	△229, 变量229 @200
	Φ10	90  90	5310 ~4260	10	10	29.52	△117, 变量117 @180
	Φ10	150  150	1680 ~2630	3	3	3.99	△475, 变量475 @120
	Φ10	150  90	4420 ~5320	6	6	18.03	△180, 变量180 @180
	Φ12	180  180	1686 ~2886	3	3	6.09	△600, 变量600 @150
	Φ8	120  120	2120	23	23	19.26	@170
	Φ8	120  120	2120	38	38	31.82	@100
	Φ8	120  120	2120	9	9	7.54	@200
	Φ10	150  150	4030 ~1230	8	8	12.98	△400, 变量400 @200
	Φ8	120  90	2890	11	11	12.56	@200
	Φ8	90  120	1170	10	10	4.62	@200
	Φ8	120  120	2780	5	5	5.49	@200
	Φ10	150  150	4130 ~4330	17	17	44.37	△12, 变量12 @200
	Φ14	210  210	4942 ~1442	38	38	146.77	△95, 变量95 @150
	Φ8	120  90	3470	14	14	19.19	@200
	Φ8	90  120	3190	12	12	15.12	@200
	Φ8	120  120	2720	64	64	68.76	@100
	Φ8	90  120	2620	2	2	2.07	@200
	Φ8	90  90	2560	31	31	31.35	@180
	Φ8	90  90	2560	34	34	34.38	@200
	Φ10	150  150	3810	116	116	272.69	@100
	Φ10	150  150	4160	40	40	102.67	@100
	Φ10	150  150	2180	16	16	21.52	@200

审核:

翻样: 梁青忠 15828438169

第11页, 共16页

2015/8/25 17:50

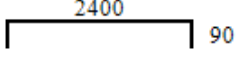
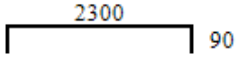

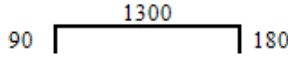
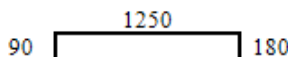
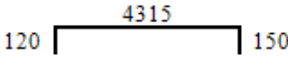
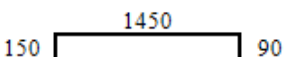
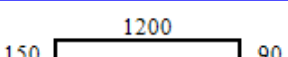
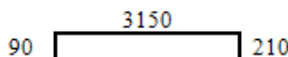
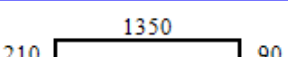
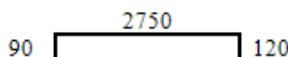
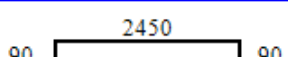
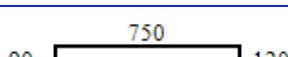
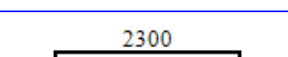
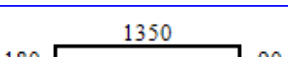
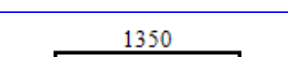
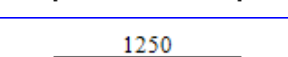
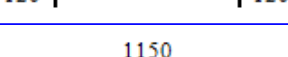
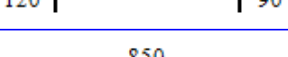
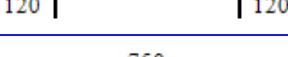



构件名称	级直径	钢筋简图	下料 (mm)	根件 数*数	总 根数	重量 (kg)	备 注
	Φ8	120  120	2480	20	20	19.59	@200
	Φ8	120  120	2020	13	13	10.37	@200
	Φ8	120  120	1480	5	5	2.92	@200
	Φ8	90  90	2360	70	70	65.25	@100
	Φ8	90  90	2360	25	25	23.31	@200
	Φ8	90  120	2390	16	16	15.10	@100
	Φ8	90  120	1440	67	67	38.11	@120
	Φ8	120  90	1290	35	35	17.83	@200
	Φ8	90  120	1040	26	26	10.68	@200
	Φ8	90  120	1940	26	26	19.92	@100
	Φ8	90  120	1540	35	35	21.29	@200
	Φ8	120  90	1540	38	38	23.12	@100
	Φ8	120  90	1540	23	23	13.99	@170
	Φ8	120  90	1640	26	26	16.84	@100
	Φ10	90  90	1860	36	36	41.31	@200
	Φ8	120  90	1440	48	48	27.30	@200
	Φ8	120  90	1240	14	14	6.86	@200
	Φ10	150  90	1200	11	11	8.14	@200
	Φ8	90  120	1140	51	51	22.97	@200
	Φ10	150  90	1570	16	16	15.50	@200
	Φ10	120  150	5010	14	14	43.28	@100
	Φ10	150  90	3060	73	73	137.83	@120
	Φ12	180  180	2890	63	63	161.68	@150

审核:

翻样: 梁青忠 15828438169

第12页, 共16页

2015/8/25 17:50

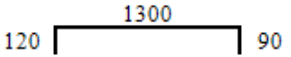
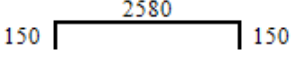
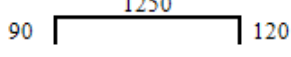
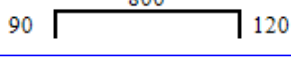



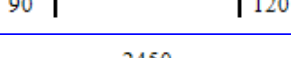
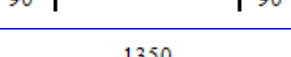
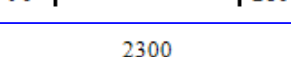
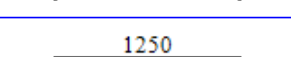
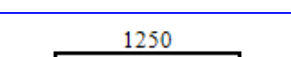
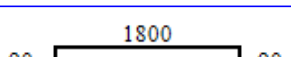
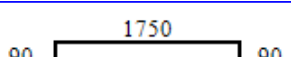
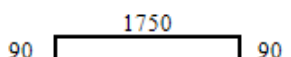
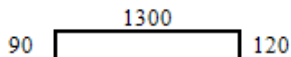
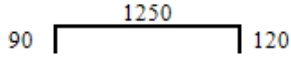
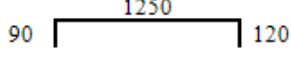
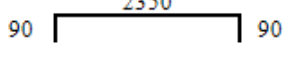
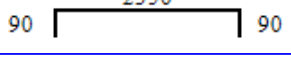


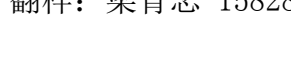
构件名称	级直径	钢筋简图	下料 (mm)	根 数*数	总 根 数	重量 (kg)	备 注
	Φ12	90  90	2560	52	52	118.21	@150
	Φ12	90  90	2460	111	111	242.48	@150
	Φ12	180  90	1600	14	14	19.89	@150
	Φ12	90  180	1550	65	65	89.47	@150
	Φ12	90  180	1500	2	2	2.66	@150
	Φ10	120  150	4570	5	5	14.10	@200
	Φ10	150  90	1670	15	15	15.46	@200
	Φ10	150  90	1420	37	37	32.42	@200
	Φ14	90  210	3420	43	43	177.94	@150
	Φ14	210  90	1620	43	43	84.29	@150
	Φ8	90  120	2940	23	23	26.71	@100
	Φ8	90  90	2610	41	41	42.27	@100
	Φ8	90  120	940	5	5	1.86	@200
	Φ8	90  90	2460	5	5	4.86	@180
	Φ12	180  90	1600	6	6	8.52	@200
	Φ12	90  180	1600	6	6	8.52	@200
	Φ8	120  120	1470	14	14	8.13	@200
	Φ8	120  90	1340	8	8	4.23	@200
	Φ8	120  120	1070	8	8	3.38	@200
	Φ8	120  90	940	4	4	1.49	@200
	Φ8	120  90	2490	2	2	1.97	@200
	Φ8	90  90	2410	211	211	200.86	@100
	Φ10	90  90	3510	12	12	25.99	@180

审核:

翻样: 梁青忠 15828438169

第13页, 共16页

2015/8/25 17:50

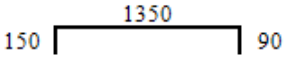
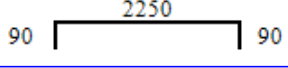
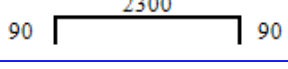
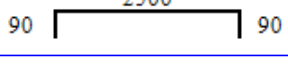


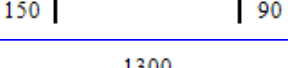
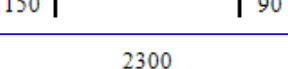
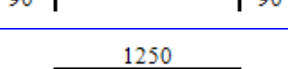
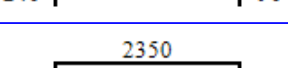
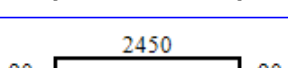
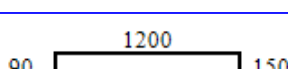
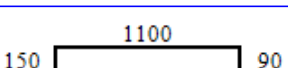
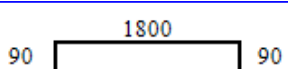
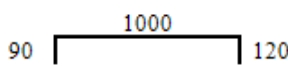
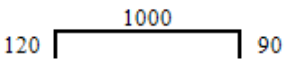
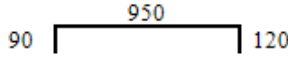
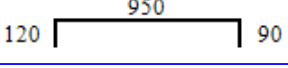
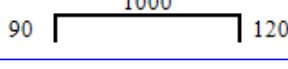
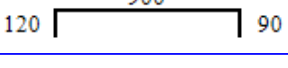


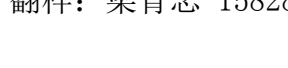
构件名称	级直径	钢筋简图	下料 (mm)	根 件 数*数	总 根 数	重量 (kg)	备 注
	Φ8	120  90	1490	68	68	40.02	@200
	Φ10	150  150	2860	38	38	67.06	@100
	Φ8	90  120	1440	174	174	98.97	@200
	Φ8	90  120	990	30	30	11.73	@200
	Φ10	90  90	2460	12	12	18.21	@180
	Φ8	90  120	1390	72	72	39.53	@200
	Φ8	120  90	1040	11	11	4.52	@200
	Φ8	90  120	1090	7	7	3.01	@200
	Φ10	90  90	2610	32	32	51.53	@120
	Φ14	90  210	1620	15	15	29.40	@200
	Φ8	90  90	2460	142	142	137.98	@100
	Φ8	120  90	1440	106	106	60.29	@100
	Φ8	120  90	1440	133	133	75.65	@150
	Φ8	90  90	1960	34	34	26.32	@180
	Φ8	90  90	1910	42	42	31.69	@150
	Φ8	90  90	1910	34	34	25.65	@180
	Φ8	90  120	1490	115	115	67.68	@200
	Φ8	90  120	1440	43	43	24.46	@100
	Φ8	90  120	1440	133	133	75.65	@150
	Φ12	90  90	2510	28	28	62.41	@150
	Φ10	90  90	2510	132	132	204.42	@150
	Φ14	90  90	2500	21	21	63.53	@200
	Φ14	210  90	1620	22	22	43.12	@200

审核:

翻样: 梁青忠 15828438169

第14页, 共16页

2015/8/25 17:50

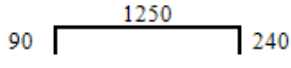
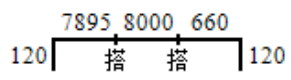
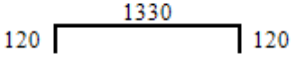
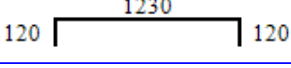
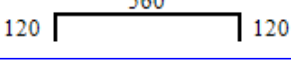
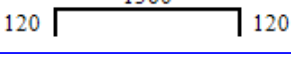

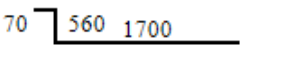
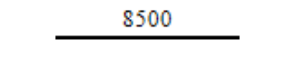
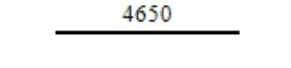

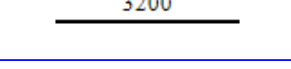
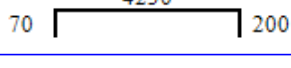



构件名称	级直径	钢筋简图	下料 (mm)	根件 数*数	总 根数	重量 (kg)	备 注
	Φ10	150  90	1570	38	38	36.81	@100
	Φ14	90  90	2400	110	110	319.44	@200
	Φ14	90  90	2450	74	74	219.37	@200
	Φ16	90  90	2650	41	41	171.67	@180
	Φ8	120  90	1390	39	39	21.41	@200
	Φ8	120  90	1190	20	20	9.40	@200
	Φ10	150  90	1470	20	20	18.14	@200
	Φ10	150  90	1520	23	23	21.57	@180
	Φ16	90  90	2450	54	54	209.03	@150
	Φ16	240  90	1550	20	20	48.98	@200
	Φ10	90  90	2510	64	64	99.11	@120
	Φ12	90  90	2610	65	65	150.65	@100
	Φ10	90  150	1420	38	38	33.29	@200
	Φ10	150  90	1320	34	34	27.69	@180
	Φ10	90  90	1960	34	34	41.12	@180
	Φ8	90  120	1190	42	42	19.74	@150
	Φ8	120  90	1190	42	42	19.74	@150
	Φ8	90  120	1140	21	21	9.46	@150
	Φ8	120  90	1140	21	21	9.46	@150
	Φ8	90  120	1190	36	36	16.92	@200
	Φ8	120  90	1090	235	235	101.18	@200
	Φ10	90  150	1520	23	23	21.57	@180
	Φ10	90  150	1470	20	20	18.14	@200

审核:

翻样: 梁青忠 15828438169

第15页, 共16页

2015/8/25 17:50

构件名称	级直径	钢筋简图	下料 (mm)	根 数*数	总 根 数	重量 (kg)	备 注
	Φ16	90  240	1550	20	20	48.98	@200
节点 2	Φ8	120  120	8150 8140 910	13	13	88.32	@130搭336 总长 15882
	Φ8	120  120	1550	4	4	2.45	@130
	Φ8	120  120	1450	6	6	3.44	@130
1-1	Φ8	120  120	780	8	8	2.46	@130
	Φ8	120  120	1580	8	8	4.99	@130
	Φ8	120  120	1180	8	8	3.73	@130
5#楼2层板							
	Φ8	70  560 1700	2310	7	7	6.39	@130
	Φ6	 8500	8500	7	7	13.21	@130
	Φ6	 4650	4650	7	7	7.23	@130
分布筋	Φ6.5	 7040	7040	5	5	9.15	@180
	Φ6.5	 3200	3200	5	5	4.16	@180
负加筋	Φ10	70  200	4480	10	10	27.64	@100
	Φ8	70  70	1920	5	5	3.79	@200
	Φ8	120  70	1170	69	69	31.89	@200
	Φ8	120  70	920	8	8	2.91	@200

审核:

翻样: 梁青忠 15828438169

第16页, 共16页

2015/8/25 17:50