

料表编号：

- 前台绑扎
- 后台加工
- 存档预留

泥腿子翻样工作室

项目名称： 塘尾2-4

构件部位： 基础_柱插筋

相同层数： 1

| 序号 | 分类 | Φ8 | Φ10 | Φ12 | Φ14 | Φ16 | Φ18 | Φ20 | Φ25 | 合计 |
|----|----|-----|-----|------|-----|------|-----|-----|------|--------|
| 1 | 重量 | 919 | 390 | 3064 | 403 | 3359 | 77 | 209 | 2879 | 11.300 |
| | | | | | | | | | | |
| | | | | | | | | | | |
| | | | | | | | | | | |

注：重量单位明细为公斤、合计为吨；接头单位为个。

日期：2016年05月25日

张 钢筋配料表

项目名称：塘尾2-4

部位：基础_柱插筋

| 序号 | 构件名称 | 钢筋简图 | 级直 别径 | 根件 数*数 | 总 根数 | 下料 (cm) | 重量 (kg) | 备 注 |
|----|-------|-----------|----------|-----------|---------|------------|------------|-----|
| 1 | 1#KZ1 | 15 插筋 200 | Φ16 | 5 | 5 | 215 | | |
| 2 | | 15 插筋 260 | Φ16 | 5 | 5 | 275 | | |
| 3 | | 15 465 30 | Φ25 | 4 | 4 | 500 | | |
| 4 | | 20 45 | Φ8 | 6 | 6 | 143 | | |
| 5 | | 20 65 | Φ8 | 6 | 6 | 183 | | |
| 6 | | 45 65 | Φ8 | 6 | 6 | 233 | | |
| 7 | | 47 | Φ8 | 6 | 6 | 60 | | |
| 8 | 2#KZ1 | 15 插筋 200 | Φ16 | 5 | 5 | 215 | | |
| 9 | | 15 插筋 260 | Φ16 | 5 | 5 | 275 | | |
| 10 | | 15 465 30 | Φ25 | 4 | 4 | 500 | | |
| 11 | | 20 45 | Φ8 | 6 | 6 | 143 | | |
| 12 | | 20 65 | Φ8 | 6 | 6 | 183 | | |
| 13 | | 45 65 | Φ8 | 6 | 6 | 233 | | |
| 14 | | 47 | Φ8 | 6 | 6 | 60 | | |
| 15 | 3#KZ1 | 15 插筋 200 | Φ16 | 5 | 5 | 215 | | |
| 16 | | 15 插筋 260 | Φ16 | 5 | 5 | 275 | | |
| 17 | | 15 465 30 | Φ25 | 4 | 4 | 500 | | |
| 18 | | 20 45 | Φ8 | 6 | 6 | 143 | | |
| 19 | | 20 65 | Φ8 | 6 | 6 | 183 | | |
| 20 | | 45 65 | Φ8 | 6 | 6 | 233 | | |
| 21 | | 47 | Φ8 | 6 | 6 | 60 | | |

张 钢筋配料表

项目名称：塘尾2-4

部位：基础_柱插筋

| 序号 | 构件名称 | 钢筋简图 | 级直 别径 | 根件 数*数 | 总 根数 | 下料 (cm) | 重量 (kg) | 备 注 |
|----|-------|-----------|----------|-----------|---------|------------|------------|-----|
| 22 | 4#KZ1 | 15 插筋 200 | Φ16 | 5 | 5 | 215 | | |
| 23 | | 15 插筋 260 | Φ16 | 5 | 5 | 275 | | |
| 24 | | 15 465 30 | Φ25 | 4 | 4 | 500 | | |
| 25 | | 20 45 | Φ8 | 6 | 6 | 143 | | |
| 26 | | 20 65 | Φ8 | 6 | 6 | 183 | | |
| 27 | | 45 65 | Φ8 | 6 | 6 | 233 | | |
| 28 | | 47 | Φ8 | 6 | 6 | 60 | | |
| 29 | 5#KZ1 | 15 插筋 200 | Φ16 | 5 | 5 | 215 | | |
| 30 | | 15 插筋 260 | Φ16 | 5 | 5 | 275 | | |
| 31 | | 15 465 30 | Φ25 | 4 | 4 | 500 | | |
| 32 | | 20 45 | Φ8 | 6 | 6 | 143 | | |
| 33 | | 20 65 | Φ8 | 6 | 6 | 183 | | |
| 34 | | 45 65 | Φ8 | 6 | 6 | 233 | | |
| 35 | | 47 | Φ8 | 6 | 6 | 60 | | |
| 36 | 6#KZ1 | 15 插筋 200 | Φ16 | 5 | 5 | 215 | | |
| 37 | | 15 插筋 260 | Φ16 | 5 | 5 | 275 | | |
| 38 | | 15 465 30 | Φ25 | 4 | 4 | 500 | | |
| 39 | | 20 45 | Φ8 | 6 | 6 | 143 | | |
| 40 | | 20 65 | Φ8 | 6 | 6 | 183 | | |
| 41 | | 45 65 | Φ8 | 6 | 6 | 233 | | |
| 42 | | 47 | Φ8 | 6 | 6 | 60 | | |

张 钢筋配料表

项目名称：塘尾2-4

部位：基础_柱插筋

| 序号 | 构件名称 | 钢筋简图 | 级直 别径 | 根件 数*数 | 总 根数 | 下料 (cm) | 重量 (kg) | 备 注 |
|----|-------|-----------|----------|-----------|---------|------------|------------|-----|
| 43 | 7#KZ1 | 15 插筋 260 | Φ16 | 5 | 5 | 275 | | |
| 44 | | 15 插筋 320 | Φ16 | 5 | 5 | 335 | | |
| 45 | | 15 525 30 | Φ25 | 4 | 4 | 560 | | |
| 46 | | 20 45 | Φ8 | 6 | 6 | 143 | | |
| 47 | | 20 65 | Φ8 | 6 | 6 | 183 | | |
| 48 | | 45 65 | Φ8 | 6 | 6 | 233 | | |
| 49 | | 47 | Φ8 | 6 | 6 | 60 | | |
| 50 | 8#KZ1 | 15 插筋 200 | Φ16 | 5 | 5 | 215 | | |
| 51 | | 15 插筋 260 | Φ16 | 5 | 5 | 275 | | |
| 52 | | 15 465 30 | Φ25 | 4 | 4 | 500 | | |
| 53 | | 20 45 | Φ8 | 6 | 6 | 143 | | |
| 54 | | 20 65 | Φ8 | 6 | 6 | 183 | | |
| 55 | | 45 65 | Φ8 | 6 | 6 | 233 | | |
| 56 | | 47 | Φ8 | 6 | 6 | 60 | | |
| 57 | 9#KZ1 | 15 插筋 290 | Φ16 | 5 | 5 | 305 | | |
| 58 | | 15 插筋 350 | Φ16 | 5 | 5 | 365 | | |
| 59 | | 15 555 30 | Φ25 | 4 | 4 | 590 | | |
| 60 | | 20 45 | Φ8 | 6 | 6 | 143 | | |
| 61 | | 20 65 | Φ8 | 6 | 6 | 183 | | |
| 62 | | 45 65 | Φ8 | 6 | 6 | 233 | | |
| 63 | | 47 | Φ8 | 6 | 6 | 60 | | |

张 钢筋配料表

项目名称：塘尾2-4

部位：基础_柱插筋

| 序号 | 构件名称 | 钢筋简图 | 级直 别径 | 根件 数*数 | 总 根数 | 下料 (cm) | 重量 (kg) | 备 注 |
|----|--------|-----------|----------|-----------|---------|------------|------------|-----|
| 64 | 10#KZ1 | 15 插筋 200 | Φ16 | 5 | 5 | 215 | | |
| 65 | | 15 插筋 260 | Φ16 | 5 | 5 | 275 | | |
| 66 | | 15 465 30 | Φ25 | 4 | 4 | 500 | | |
| 67 | | 20 45 | Φ8 | 6 | 6 | 143 | | |
| 68 | | 20 65 | Φ8 | 6 | 6 | 183 | | |
| 69 | | 45 65 | Φ8 | 6 | 6 | 233 | | |
| 70 | | 47 | Φ8 | 6 | 6 | 60 | | |
| 71 | 11#KZ1 | 15 插筋 200 | Φ16 | 5 | 5 | 215 | | |
| 72 | | 15 插筋 260 | Φ16 | 5 | 5 | 275 | | |
| 73 | | 15 465 30 | Φ25 | 4 | 4 | 500 | | |
| 74 | | 20 45 | Φ8 | 6 | 6 | 143 | | |
| 75 | | 20 65 | Φ8 | 6 | 6 | 183 | | |
| 76 | | 45 65 | Φ8 | 6 | 6 | 233 | | |
| 77 | | 47 | Φ8 | 6 | 6 | 60 | | |
| 78 | 12#KZ1 | 15 插筋 200 | Φ16 | 5 | 5 | 215 | | |
| 79 | | 15 插筋 260 | Φ16 | 5 | 5 | 275 | | |
| 80 | | 15 465 30 | Φ25 | 4 | 4 | 500 | | |
| 81 | | 20 45 | Φ8 | 6 | 6 | 143 | | |
| 82 | | 20 65 | Φ8 | 6 | 6 | 183 | | |
| 83 | | 45 65 | Φ8 | 6 | 6 | 233 | | |
| 84 | | 47 | Φ8 | 6 | 6 | 60 | | |

张 钢筋配料表

项目名称：塘尾2-4

部位：基础_柱插筋

| 序号 | 构件名称 | 钢筋简图 | 级直 别径 | 根件 数*数 | 总 根数 | 下料 (cm) | 重量 (kg) | 备 注 |
|-----|--------|-----------|----------|-----------|---------|------------|------------|-----|
| 85 | 13#KZ1 | 15 插筋 200 | Φ16 | 5 | 5 | 215 | | |
| 86 | | 15 插筋 260 | Φ16 | 5 | 5 | 275 | | |
| 87 | | 15 465 30 | Φ25 | 4 | 4 | 500 | | |
| 88 | | 20 45 | Φ8 | 6 | 6 | 143 | | |
| 89 | | 20 65 | Φ8 | 6 | 6 | 183 | | |
| 90 | | 45 65 | Φ8 | 6 | 6 | 233 | | |
| 91 | | 47 | Φ8 | 6 | 6 | 60 | | |
| 92 | 14#KZ1 | 15 插筋 200 | Φ16 | 5 | 5 | 215 | | |
| 93 | | 15 插筋 260 | Φ16 | 5 | 5 | 275 | | |
| 94 | | 15 465 30 | Φ25 | 4 | 4 | 500 | | |
| 95 | | 20 45 | Φ8 | 6 | 6 | 143 | | |
| 96 | | 20 65 | Φ8 | 6 | 6 | 183 | | |
| 97 | | 45 65 | Φ8 | 6 | 6 | 233 | | |
| 98 | | 47 | Φ8 | 6 | 6 | 60 | | |
| 99 | 15#KZ1 | 15 插筋 200 | Φ16 | 5 | 5 | 215 | | |
| 100 | | 15 插筋 260 | Φ16 | 5 | 5 | 275 | | |
| 101 | | 15 465 30 | Φ25 | 4 | 4 | 500 | | |
| 102 | | 20 45 | Φ8 | 6 | 6 | 143 | | |
| 103 | | 20 65 | Φ8 | 6 | 6 | 183 | | |
| 104 | | 45 65 | Φ8 | 6 | 6 | 233 | | |
| 105 | | 47 | Φ8 | 6 | 6 | 60 | | |

张 钢筋配料表

项目名称：塘尾2-4

部位：基础_柱插筋

| 序号 | 构件名称 | 钢筋简图 | 级直 别径 | 根件 数*数 | 总 根数 | 下料 (cm) | 重量 (kg) | 备 注 |
|-----|--------|-----------|----------|-----------|---------|------------|------------|-----|
| 106 | 16#KZ1 | 15 插筋 200 | Φ16 | 5 | 5 | 215 | | |
| 107 | | 15 插筋 260 | Φ16 | 5 | 5 | 275 | | |
| 108 | | 15 465 30 | Φ25 | 4 | 4 | 500 | | |
| 109 | | 20 45 | Φ8 | 6 | 6 | 143 | | |
| 110 | | 20 65 | Φ8 | 6 | 6 | 183 | | |
| 111 | | 45 65 | Φ8 | 6 | 6 | 233 | | |
| 112 | | 47 | Φ8 | 6 | 6 | 60 | | |
| 113 | 17#KZ1 | 15 插筋 230 | Φ16 | 5 | 5 | 245 | | |
| 114 | | 15 插筋 290 | Φ16 | 5 | 5 | 305 | | |
| 115 | | 15 495 30 | Φ25 | 4 | 4 | 530 | | |
| 116 | | 20 45 | Φ8 | 6 | 6 | 143 | | |
| 117 | | 20 65 | Φ8 | 6 | 6 | 183 | | |
| 118 | | 45 65 | Φ8 | 6 | 6 | 233 | | |
| 119 | | 47 | Φ8 | 6 | 6 | 60 | | |
| 120 | 18#KZ1 | 15 插筋 200 | Φ16 | 5 | 5 | 215 | | |
| 121 | | 15 插筋 260 | Φ16 | 5 | 5 | 275 | | |
| 122 | | 15 465 30 | Φ25 | 4 | 4 | 500 | | |
| 123 | | 20 45 | Φ8 | 6 | 6 | 143 | | |
| 124 | | 20 65 | Φ8 | 6 | 6 | 183 | | |
| 125 | | 45 65 | Φ8 | 6 | 6 | 233 | | |
| 126 | | 47 | Φ8 | 6 | 6 | 60 | | |

张 钢筋配料表

项目名称：塘尾2-4

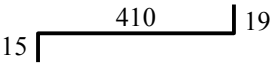
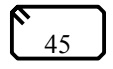
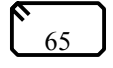
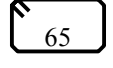
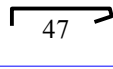
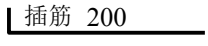
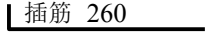
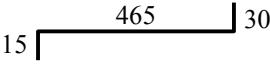
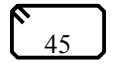
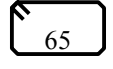
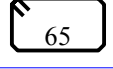
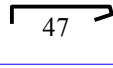
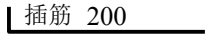
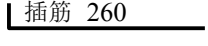
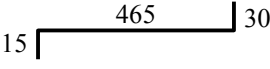
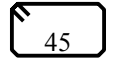
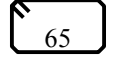
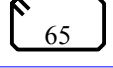
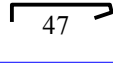
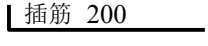
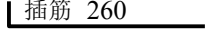
部位：基础_柱插筋

| 序号 | 构件名称 | 钢筋简图 | 级直 别径 | 根件 数*数 | 总 根数 | 下料 (cm) | 重量 (kg) | 备 注 |
|-----|--------|-----------|----------|-----------|---------|------------|------------|-----|
| 127 | 19#KZ1 | 15 插筋 200 | Φ16 | 5 | 5 | 215 | | |
| 128 | | 15 插筋 260 | Φ16 | 5 | 5 | 275 | | |
| 129 | | 15 465 30 | Φ25 | 4 | 4 | 500 | | |
| 130 | | 20 45 | Φ8 | 6 | 6 | 143 | | |
| 131 | | 20 65 | Φ8 | 6 | 6 | 183 | | |
| 132 | | 45 65 | Φ8 | 6 | 6 | 233 | | |
| 133 | | 47 | Φ8 | 6 | 6 | 60 | | |
| 134 | 20#AZ4 | 15 410 24 | Φ20 | 12 | 12 | 440 | | |
| 135 | | 15 35 | Φ8 | 12 | 12 | 113 | | |
| 136 | | 35 35 | Φ8 | 6 | 6 | 153 | | |
| 137 | 21#AZ3 | 15 410 30 | Φ25 | 4 | 4 | 445 | | |
| 138 | | 15 410 19 | Φ16 | 3 | 3 | 440 | | |
| 139 | | 15 410 30 | Φ16 | 3 | 3 | 450 | | |
| 140 | | 15 410 19 | Φ25 | 4 | 4 | 435 | | |
| 141 | | 20 45 | Φ8 | 6 | 6 | 143 | | |
| 142 | | 20 65 | Φ8 | 6 | 6 | 183 | | |
| 143 | | 45 65 | Φ10 | 6 | 6 | 235 | | |
| 144 | | 47 | Φ8 | 6 | 6 | 60 | | |
| 145 | 22#AZ3 | 15 410 30 | Φ25 | 4 | 4 | 445 | | |
| 146 | | 15 410 19 | Φ16 | 3 | 3 | 440 | | |
| 147 | | 15 410 30 | Φ16 | 3 | 3 | 450 | | |

张 钢筋配料表

项目名称：塘尾2-4

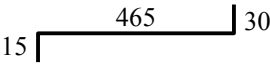
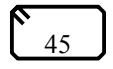
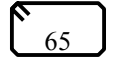
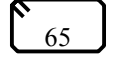
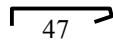
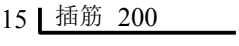
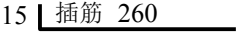
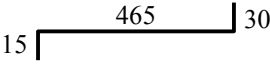
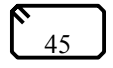
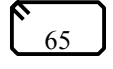
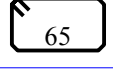
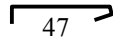
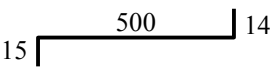
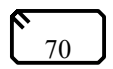
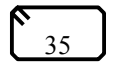
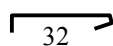
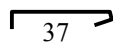
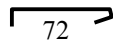
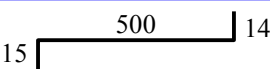
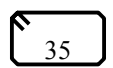
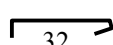
部位：基础_柱插筋

| 序号 | 构件名称 | 钢筋简图 | 级直 别径 | 根件 数*数 | 总 根数 | 下料 (cm) | 重量 (kg) | 备 注 |
|-----|--------|---|----------|-----------|---------|------------|------------|-----|
| 148 | |  | Φ25 | 4 | 4 | 435 | | |
| 149 | |  | Φ8 | 6 | 6 | 143 | | |
| 150 | |  | Φ8 | 6 | 6 | 183 | | |
| 151 | |  | Φ10 | 6 | 6 | 235 | | |
| 152 | |  | Φ8 | 6 | 6 | 60 | | |
| 153 | 23#KZ1 | 15  插筋 200 | Φ16 | 5 | 5 | 215 | | |
| 154 | | 15  插筋 260 | Φ16 | 5 | 5 | 275 | | |
| 155 | |  | Φ25 | 4 | 4 | 500 | | |
| 156 | |  | Φ8 | 6 | 6 | 143 | | |
| 157 | |  | Φ8 | 6 | 6 | 183 | | |
| 158 | |  | Φ8 | 6 | 6 | 233 | | |
| 159 | |  | Φ8 | 6 | 6 | 60 | | |
| 160 | 24#KZ1 | 15  插筋 200 | Φ16 | 5 | 5 | 215 | | |
| 161 | | 15  插筋 260 | Φ16 | 5 | 5 | 275 | | |
| 162 | |  | Φ25 | 4 | 4 | 500 | | |
| 163 | |  | Φ8 | 6 | 6 | 143 | | |
| 164 | |  | Φ8 | 6 | 6 | 183 | | |
| 165 | |  | Φ8 | 6 | 6 | 233 | | |
| 166 | |  | Φ8 | 6 | 6 | 60 | | |
| 167 | 25#KZ1 | 15  插筋 200 | Φ16 | 5 | 5 | 215 | | |
| 168 | | 15  插筋 260 | Φ16 | 5 | 5 | 275 | | |

张 钢筋配料表

项目名称：塘尾2-4

部位：基础_柱插筋

| 序号 | 构件名称 | 钢筋简图 | 级直 别径 | 根件 数*数 | 总 根数 | 下料 (cm) | 重量 (kg) | 备 注 |
|-----|----------|---|----------|-----------|---------|------------|------------|-----|
| 169 | |  | Φ25 | 4 | 4 | 500 | | |
| 170 | |  | Φ8 | 6 | 6 | 143 | | |
| 171 | |  | Φ8 | 6 | 6 | 183 | | |
| 172 | |  | Φ8 | 6 | 6 | 233 | | |
| 173 | |  | Φ8 | 6 | 6 | 60 | | |
| 174 | 26#KZ1 | 15  插筋 200 | Φ16 | 5 | 5 | 215 | | |
| 175 | | 15  插筋 260 | Φ16 | 5 | 5 | 275 | | |
| 176 | |  | Φ25 | 4 | 4 | 500 | | |
| 177 | |  | Φ8 | 6 | 6 | 143 | | |
| 178 | |  | Φ8 | 6 | 6 | 183 | | |
| 179 | |  | Φ8 | 6 | 6 | 233 | | |
| 180 | |  | Φ8 | 6 | 6 | 60 | | |
| 181 | 27#GBZ13 | 15  14 | Φ12 | 14 | 14 | 525 | | |
| 182 | | 30  | Φ8 | 6 | 6 | 213 | | |
| 183 | | 35  | Φ8 | 6 | 6 | 153 | | |
| 184 | |  | Φ8 | 6 | 6 | 45 | | |
| 185 | |  | Φ8 | 6 | 6 | 50 | | |
| 186 | |  | Φ8 | 6 | 6 | 85 | | |
| 187 | 28#GBZ5 | 15  14 | Φ12 | 8 | 8 | 525 | | |
| 188 | | 30  | Φ8 | 6 | 6 | 143 | | |
| 189 | |  | Φ8 | 6 | 6 | 45 | | |

张 钢筋配料表

项目名称：塘尾2-4

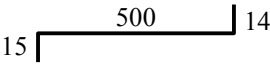
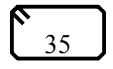
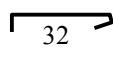
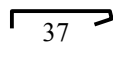
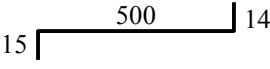
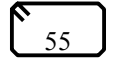
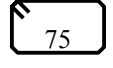
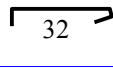
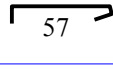

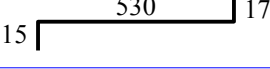
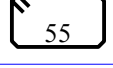
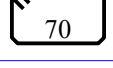
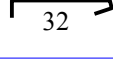
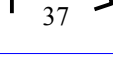
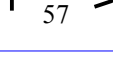
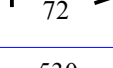
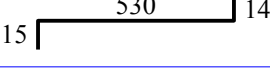
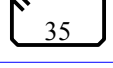
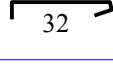

部位：基础_柱插筋

| 序号 | 构件名称 | 钢筋简图 | 级直 别径 | 根件 数*数 | 总 根数 | 下料 (cm) | 重量 (kg) | 备 注 |
|-----|----------|------|----------|-----------|---------|------------|------------|-----|
| 190 | | | Φ8 | 6 | 6 | 50 | | |
| 191 | 29#RFZ8 | | Φ18 | 2 | 2 | 440 | | |
| 192 | | | Φ16 | 7 | 7 | 440 | | |
| 193 | | | Φ16 | 7 | 7 | 440 | | |
| 194 | | | Φ18 | 2 | 2 | 435 | | |
| 195 | | | Φ12 | 6 | 6 | 267 | | |
| 196 | | | Φ8 | 30 | 30 | 50 | | |
| 197 | 30#GBZ14 | | Φ14 | 5 | 5 | 305 | | |
| 198 | | | Φ14 | 11 | 11 | 525 | | |
| 199 | | | Φ8 | 6 | 6 | 193 | | |
| 200 | | | Φ8 | 6 | 6 | 213 | | |
| 201 | | | Φ8 | 6 | 6 | 45 | | |
| 202 | | | Φ8 | 6 | 6 | 50 | | |
| 203 | | | Φ8 | 6 | 6 | 70 | | |
| 204 | | | Φ8 | 6 | 6 | 85 | | |
| 205 | 31#GBZ24 | | Φ12 | 18 | 18 | 525 | | |
| 206 | | | Φ8 | 6 | 6 | 213 | | |
| 207 | | | Φ8 | 6 | 6 | 243 | | |
| 208 | | | Φ8 | 18 | 18 | 45 | | |
| 209 | | | Φ8 | 6 | 6 | 85 | | |
| 210 | | | Φ8 | 6 | 6 | 100 | | |

张 钢筋配料表

项目名称：塘尾2-4

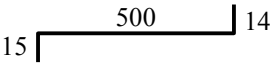
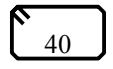
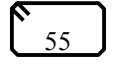
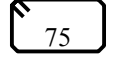
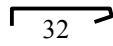
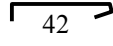


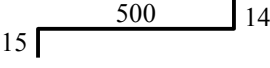
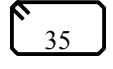
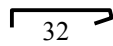
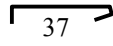
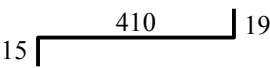
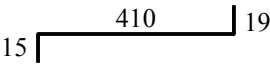
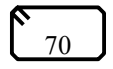
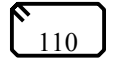
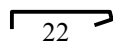
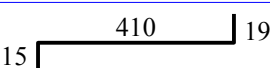
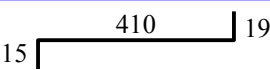
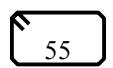
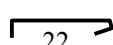
部位：基础_柱插筋

| 序号 | 构件名称 | 钢筋简图 | 级直 别径 | 根件 数*数 | 总 根数 | 下料 (cm) | 重量 (kg) | 备 注 |
|-----|----------|---|----------|-----------|---------|------------|------------|-----|
| 211 | 32#GBZ5 |  | Φ12 | 8 | 8 | 525 | | |
| 212 | |  | Φ8 | 6 | 6 | 143 | | |
| 213 | |  | Φ8 | 6 | 6 | 45 | | |
| 214 | |  | Φ8 | 6 | 6 | 50 | | |
| 215 | 33#GBZ19 |  | Φ12 | 18 | 18 | 525 | | |
| 216 | |  | Φ8 | 6 | 6 | 183 | | |
| 217 | |  | Φ8 | 6 | 6 | 223 | | |
| 218 | |  | Φ8 | 18 | 18 | 45 | | |
| 219 | |  | Φ8 | 6 | 6 | 70 | | |
| 220 | |  | Φ8 | 6 | 6 | 90 | | |
| 221 | 34#GBZ14 |  | Φ14 | 16 | 16 | 555 | | |
| 222 | |  | Φ8 | 6 | 6 | 193 | | |
| 223 | |  | Φ8 | 6 | 6 | 213 | | |
| 224 | |  | Φ8 | 6 | 6 | 45 | | |
| 225 | |  | Φ8 | 6 | 6 | 50 | | |
| 226 | |  | Φ8 | 6 | 6 | 70 | | |
| 227 | |  | Φ8 | 6 | 6 | 85 | | |
| 228 | 35#GBZ5 |  | Φ12 | 8 | 8 | 555 | | |
| 229 | |  | Φ8 | 6 | 6 | 143 | | |
| 230 | |  | Φ8 | 6 | 6 | 45 | | |
| 231 | |  | Φ8 | 6 | 6 | 50 | | |

张 钢筋配料表

项目名称：塘尾2-4

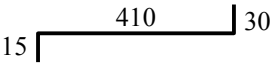
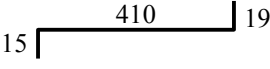
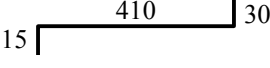
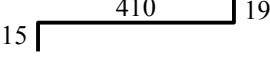
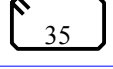
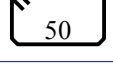
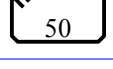


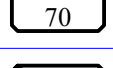
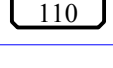
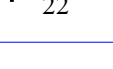
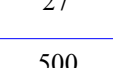
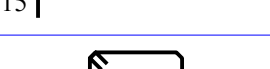


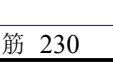
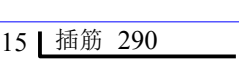
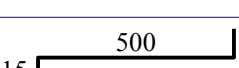
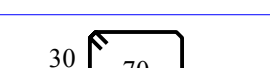

部位：基础_柱插筋

| 序号 | 构件名称 | 钢筋简图 | 级直 别径 | 根件 数*数 | 总 根数 | 下料 (cm) | 重量 (kg) | 备 注 |
|-----|----------|---|----------|-----------|---------|------------|------------|-----|
| 232 | 36#GBZ22 |  | Φ12 | 22 | 22 | 525 | | |
| 233 | |  | Φ8 | 6 | 6 | 143 | | |
| 234 | |  | Φ8 | 6 | 6 | 183 | | |
| 235 | |  | Φ8 | 6 | 6 | 223 | | |
| 236 | |  | Φ8 | 12 | 12 | 45 | | |
| 237 | |  | Φ8 | 6 | 6 | 55 | | |
| 238 | |  | Φ8 | 6 | 6 | 70 | | |
| 239 | |  | Φ8 | 6 | 6 | 90 | | |
| 240 | 37#GBZ5 |  | Φ12 | 8 | 8 | 525 | | |
| 241 | |  | Φ8 | 6 | 6 | 143 | | |
| 242 | |  | Φ8 | 6 | 6 | 45 | | |
| 243 | |  | Φ8 | 6 | 6 | 50 | | |
| 244 | 38#RFZ5 |  | Φ16 | 6 | 6 | 440 | | |
| 245 | |  | Φ14 | 16 | 16 | 440 | | |
| 246 | |  | Φ12 | 6 | 6 | 197 | | |
| 247 | |  | Φ12 | 6 | 6 | 277 | | |
| 248 | |  | Φ12 | 36 | 36 | 39 | | |
| 249 | 39#RFZ2 |  | Φ16 | 3 | 3 | 440 | | |
| 250 | |  | Φ12 | 8 | 8 | 440 | | |
| 251 | |  | Φ12 | 6 | 6 | 167 | | |
| 252 | |  | Φ12 | 18 | 18 | 39 | | |

张 钢筋配料表

项目名称：塘尾2-4

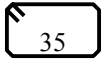
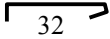
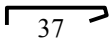
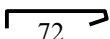
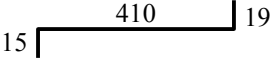
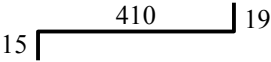
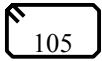
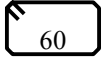
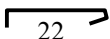
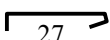
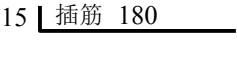
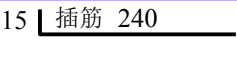
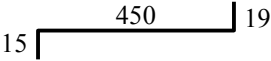
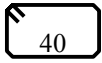
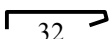
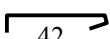
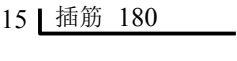
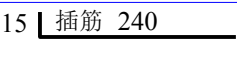
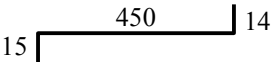
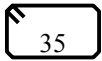
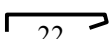
部位：基础_柱插筋

| 序号 | 构件名称 | 钢筋简图 | 级直 别径 | 根件 数*数 | 总 根数 | 下料 (cm) | 重量 (kg) | 备 注 |
|-----|-----------|---|----------|-----------|---------|------------|------------|-----|
| 253 | 40#RFZ1 |  | Φ25 | 5 | 5 | 445 | | |
| 254 | |  | Φ16 | 2 | 2 | 440 | | |
| 255 | |  | Φ16 | 2 | 2 | 450 | | |
| 256 | |  | Φ25 | 5 | 5 | 435 | | |
| 257 | |  | Φ10 | 6 | 6 | 125 | | |
| 258 | |  | Φ10 | 6 | 6 | 155 | | |
| 259 | |  | Φ10 | 6 | 6 | 185 | | |
| 260 | 41#RFZ3 |  | Φ16 | 6 | 6 | 440 | | |
| 261 | |  | Φ14 | 16 | 16 | 440 | | |
| 262 | |  | Φ12 | 6 | 6 | 197 | | |
| 263 | |  | Φ12 | 6 | 6 | 287 | | |
| 264 | |  | Φ12 | 12 | 12 | 39 | | |
| 265 | |  | Φ12 | 24 | 24 | 44 | | |
| 266 | 42#GBZ20 |  | Φ16 | 16 | 16 | 530 | | |
| 267 | |  | Φ10 | 12 | 12 | 205 | | |
| 268 | |  | Φ10 | 12 | 12 | 47 | | |
| 269 | |  | Φ10 | 12 | 12 | 82 | | |
| 270 | 43#GBZ13a |  | Φ16 | 1 | 1 | 245 | | |
| 271 | |  | Φ16 | 5 | 5 | 305 | | |
| 272 | |  | Φ16 | 8 | 8 | 530 | | |
| 273 | |  | Φ10 | 6 | 6 | 215 | | |

张 钢筋配料表

项目名称：塘尾2-4

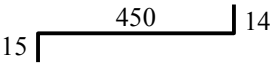
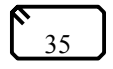
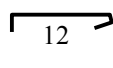
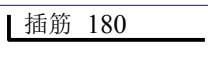
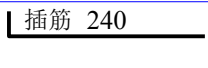
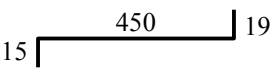
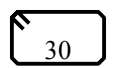
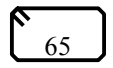
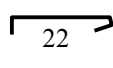
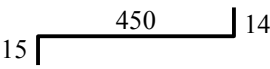
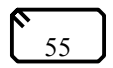
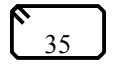
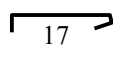
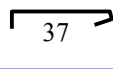
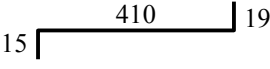
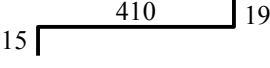
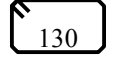
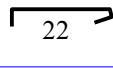
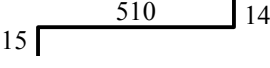
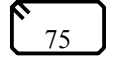
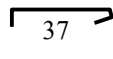
部位：基础_柱插筋

| 序号 | 构件名称 | 钢筋简图 | 级直别径 | 根件数*数 | 总根数 | 下料(cm) | 重量(kg) | 备注 |
|-----|---------|---|------|-------|-----|--------|--------|----|
| 274 | | 35  | Φ10 | 6 | 6 | 155 | | |
| 275 | |  | Φ10 | 6 | 6 | 47 | | |
| 276 | |  | Φ10 | 6 | 6 | 52 | | |
| 277 | |  | Φ10 | 6 | 6 | 87 | | |
| 278 | 44#RFZ4 | 15  19 | Φ12 | 14 | 14 | 440 | | |
| 279 | | 15  19 | Φ16 | 6 | 6 | 440 | | |
| 280 | | 20  | Φ12 | 6 | 6 | 267 | | |
| 281 | | 25  | Φ12 | 6 | 6 | 187 | | |
| 282 | |  | Φ12 | 24 | 24 | 39 | | |
| 283 | |  | Φ12 | 6 | 6 | 44 | | |
| 284 | 45#GBZ6 | 15  插筋 180 | Φ16 | 2 | 2 | 195 | | |
| 285 | | 15  插筋 240 | Φ16 | 2 | 2 | 255 | | |
| 286 | | 15  19 | Φ16 | 4 | 4 | 480 | | |
| 287 | | 30  | Φ10 | 6 | 6 | 155 | | |
| 288 | |  | Φ10 | 6 | 6 | 47 | | |
| 289 | |  | Φ10 | 6 | 6 | 57 | | |
| 290 | 46#GBZ3 | 15  插筋 180 | Φ12 | 2 | 2 | 195 | | |
| 291 | | 15  插筋 240 | Φ12 | 2 | 2 | 255 | | |
| 292 | | 15  14 | Φ12 | 2 | 2 | 475 | | |
| 293 | | 20  | Φ8 | 6 | 6 | 123 | | |
| 294 | |  | Φ8 | 6 | 6 | 35 | | |

张 钢筋配料表

项目名称：塘尾2-4

部位：基础_柱插筋

| 序号 | 构件名称 | 钢筋简图 | 级直 别径 | 根件 数*数 | 总 根数 | 下料 (cm) | 重量 (kg) | 备 注 |
|-----|----------|---|----------|-----------|---------|------------|------------|-----|
| 295 | 47#GBZ1 |  | Φ12 | 6 | 6 | 475 | | |
| 296 | |  | Φ8 | 6 | 6 | 103 | | |
| 297 | |  | Φ8 | 6 | 6 | 25 | | |
| 298 | 48#GBZ12 | 15  插筋 180 | Φ16 | 5 | 5 | 195 | | |
| 299 | | 15  插筋 240 | Φ16 | 5 | 5 | 255 | | |
| 300 | |  | Φ16 | 2 | 2 | 480 | | |
| 301 | |  | Φ10 | 6 | 6 | 105 | | |
| 302 | |  | Φ10 | 6 | 6 | 185 | | |
| 303 | |  | Φ10 | 6 | 6 | 37 | | |
| 304 | 49#GBZ25 |  | Φ12 | 12 | 12 | 475 | | |
| 305 | |  | Φ8 | 6 | 6 | 153 | | |
| 306 | |  | Φ8 | 6 | 6 | 133 | | |
| 307 | |  | Φ8 | 6 | 6 | 30 | | |
| 308 | |  | Φ8 | 6 | 6 | 50 | | |
| 309 | 50#RFZ6 |  | Φ16 | 3 | 3 | 440 | | |
| 310 | |  | Φ12 | 18 | 18 | 440 | | |
| 311 | |  | Φ12 | 6 | 6 | 317 | | |
| 312 | |  | Φ12 | 48 | 48 | 39 | | |
| 313 | 51#GBZ17 |  | Φ12 | 12 | 12 | 535 | | |
| 314 | |  | Φ8 | 6 | 6 | 233 | | |
| 315 | |  | Φ8 | 18 | 18 | 50 | | |

张 钢筋配料表

项目名称：塘尾2-4

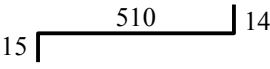
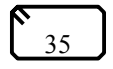
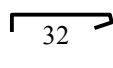
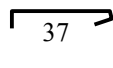
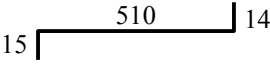
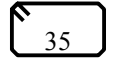
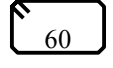
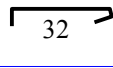
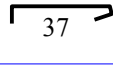

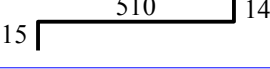
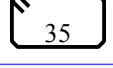
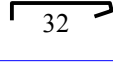
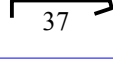
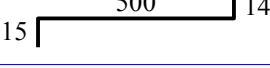
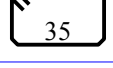
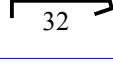
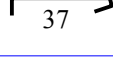
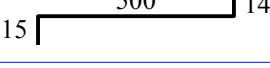
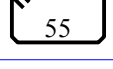
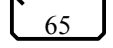
部位：基础_柱插筋

| 序号 | 构件名称 | 钢筋简图 | 级直 别径 | 根件 数*数 | 总 根数 | 下料 (cm) | 重量 (kg) | 备 注 |
|-----|----------|------|----------|-----------|---------|------------|------------|-----|
| 316 | | | Φ8 | 6 | 6 | 90 | | |
| 317 | 52#GBZ5 | | Φ12 | 8 | 8 | 535 | | |
| 318 | | | Φ8 | 6 | 6 | 143 | | |
| 319 | | | Φ8 | 6 | 6 | 45 | | |
| 320 | | | Φ8 | 6 | 6 | 50 | | |
| 321 | 53#GBZ23 | | Φ12 | 18 | 18 | 535 | | |
| 322 | | | Φ8 | 6 | 6 | 203 | | |
| 323 | | | Φ8 | 6 | 6 | 233 | | |
| 324 | | | Φ8 | 18 | 18 | 45 | | |
| 325 | | | Φ8 | 6 | 6 | 80 | | |
| 326 | | | Φ8 | 6 | 6 | 95 | | |
| 327 | 54#GBZ5 | | Φ12 | 8 | 8 | 535 | | |
| 328 | | | Φ8 | 6 | 6 | 143 | | |
| 329 | | | Φ8 | 6 | 6 | 45 | | |
| 330 | | | Φ8 | 6 | 6 | 50 | | |
| 331 | 55#GBZ9 | | Φ12 | 14 | 14 | 535 | | |
| 332 | | | Φ8 | 6 | 6 | 133 | | |
| 333 | | | Φ8 | 6 | 6 | 193 | | |
| 334 | | | Φ8 | 6 | 6 | 45 | | |
| 335 | | | Φ8 | 6 | 6 | 50 | | |
| 336 | | | Φ8 | 6 | 6 | 75 | | |

张 钢筋配料表

项目名称：塘尾2-4

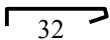
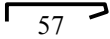
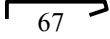
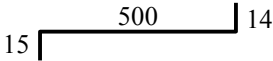
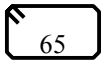
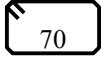
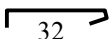
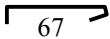
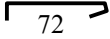
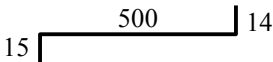
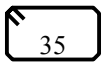
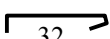
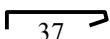
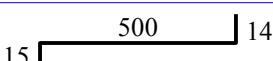
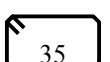
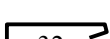
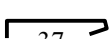
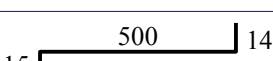
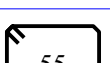
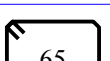

部位：基础_柱插筋

| 序号 | 构件名称 | 钢筋简图 | 级直 别径 | 根件 数*数 | 总 根数 | 下料 (cm) | 重量 (kg) | 备 注 |
|-----|----------|---|----------|-----------|---------|------------|------------|-----|
| 337 | 56#GBZ5 |  | Φ12 | 8 | 8 | 535 | | |
| 338 | |  | Φ8 | 6 | 6 | 143 | | |
| 339 | |  | Φ8 | 6 | 6 | 45 | | |
| 340 | |  | Φ8 | 6 | 6 | 50 | | |
| 341 | 57#GBZ9 |  | Φ12 | 14 | 14 | 535 | | |
| 342 | |  | Φ8 | 6 | 6 | 133 | | |
| 343 | |  | Φ8 | 6 | 6 | 193 | | |
| 344 | |  | Φ8 | 6 | 6 | 45 | | |
| 345 | |  | Φ8 | 6 | 6 | 50 | | |
| 346 | |  | Φ8 | 6 | 6 | 75 | | |
| 347 | 58#GBZ5 |  | Φ12 | 8 | 8 | 535 | | |
| 348 | |  | Φ8 | 6 | 6 | 143 | | |
| 349 | |  | Φ8 | 6 | 6 | 45 | | |
| 350 | |  | Φ8 | 6 | 6 | 50 | | |
| 351 | 59#GBZ5 |  | Φ12 | 8 | 8 | 525 | | |
| 352 | |  | Φ8 | 6 | 6 | 143 | | |
| 353 | |  | Φ8 | 6 | 6 | 45 | | |
| 354 | |  | Φ8 | 6 | 6 | 50 | | |
| 355 | 60#GBZ18 |  | Φ12 | 16 | 16 | 525 | | |
| 356 | |  | Φ8 | 6 | 6 | 183 | | |
| 357 | |  | Φ8 | 6 | 6 | 203 | | |

张 钢筋配料表

项目名称：塘尾2-4

部位：基础_柱插筋

| 序号 | 构件名称 | 钢筋简图 | 级直 别径 | 根件 数*数 | 总 根数 | 下料 (cm) | 重量 (kg) | 备 注 |
|-----|----------|---|----------|-----------|---------|------------|------------|-----|
| 358 | |  | Φ8 | 12 | 12 | 45 | | |
| 359 | |  | Φ8 | 6 | 6 | 70 | | |
| 360 | |  | Φ8 | 6 | 6 | 80 | | |
| 361 | 61#GBZ21 |  | Φ12 | 16 | 16 | 525 | | |
| 362 | |  | Φ8 | 6 | 6 | 203 | | |
| 363 | |  | Φ8 | 6 | 6 | 213 | | |
| 364 | |  | Φ8 | 12 | 12 | 45 | | |
| 365 | |  | Φ8 | 6 | 6 | 80 | | |
| 366 | |  | Φ8 | 6 | 6 | 85 | | |
| 367 | 62#GBZ5 |  | Φ12 | 8 | 8 | 525 | | |
| 368 | |  | Φ8 | 6 | 6 | 143 | | |
| 369 | |  | Φ8 | 6 | 6 | 45 | | |
| 370 | |  | Φ8 | 6 | 6 | 50 | | |
| 371 | 63#GBZ5 |  | Φ12 | 8 | 8 | 525 | | |
| 372 | |  | Φ8 | 6 | 6 | 143 | | |
| 373 | |  | Φ8 | 6 | 6 | 45 | | |
| 374 | |  | Φ8 | 6 | 6 | 50 | | |
| 375 | 64#GBZ18 |  | Φ12 | 16 | 16 | 525 | | |
| 376 | |  | Φ8 | 6 | 6 | 183 | | |
| 377 | |  | Φ8 | 6 | 6 | 203 | | |
| 378 | |  | Φ8 | 12 | 12 | 45 | | |

张 钢筋配料表

项目名称：塘尾2-4

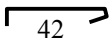
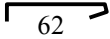
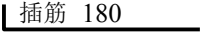
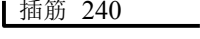
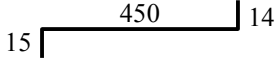
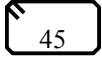
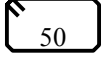
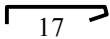
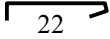
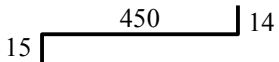
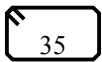
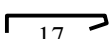
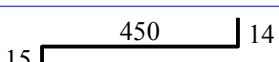
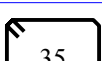

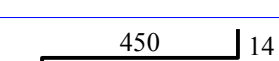
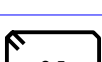

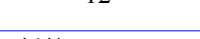
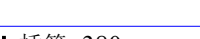

部位：基础_柱插筋

| 序号 | 构件名称 | 钢筋简图 | 级直 别径 | 根件 数*数 | 总 根数 | 下料 (cm) | 重量 (kg) | 备 注 |
|-----|-----------|------|----------|-----------|---------|------------|------------|-----|
| 379 | | | Φ8 | 6 | 6 | 70 | | |
| 380 | | | Φ8 | 6 | 6 | 80 | | |
| 381 | 65#KZ1ZL | 15 | Φ25 | 4 | 4 | 255 | | |
| 382 | | 15 | Φ20 | 2 | 2 | 255 | | |
| 383 | | 15 | Φ20 | 6 | 6 | 315 | | |
| 384 | | 35 | Φ10 | 6 | 6 | 235 | | |
| 385 | | | Φ10 | 18 | 18 | 52 | | |
| 386 | | | Φ10 | 6 | 6 | 92 | | |
| 387 | 66#GBZ18a | 15 | Φ16 | 2 | 2 | 245 | | |
| 388 | | 15 | Φ16 | 8 | 8 | 305 | | |
| 389 | | 15 | Φ16 | 6 | 6 | 530 | | |
| 390 | | 30 | Φ10 | 6 | 6 | 185 | | |
| 391 | | 30 | Φ10 | 6 | 6 | 205 | | |
| 392 | | | Φ10 | 12 | 12 | 47 | | |
| 393 | | | Φ10 | 6 | 6 | 72 | | |
| 394 | | | Φ10 | 6 | 6 | 82 | | |
| 395 | 67#GBZ10 | 15 | Φ16 | 7 | 7 | 245 | | |
| 396 | | 15 | Φ16 | 7 | 7 | 305 | | |
| 397 | | 25 | Φ10 | 6 | 6 | 145 | | |
| 398 | | 30 | Φ10 | 6 | 6 | 195 | | |
| 399 | | | Φ10 | 6 | 6 | 47 | | |

张 钢筋配料表

项目名称：塘尾2-4

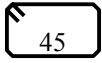
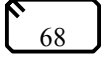
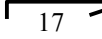
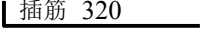
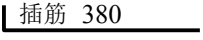
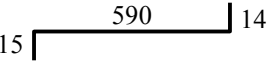
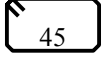
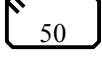
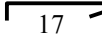
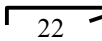
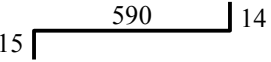
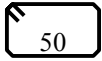
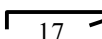
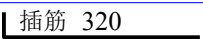
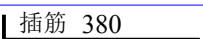
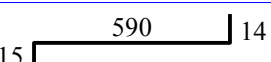
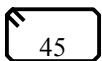
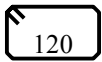
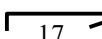
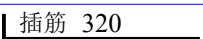
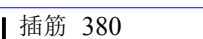
部位：基础_柱插筋

| 序号 | 构件名称 | 钢筋简图 | 级直 别径 | 根件 数*数 | 总 根数 | 下料 (cm) | 重量 (kg) | 备 注 |
|-----|----------|---|----------|-----------|---------|------------|------------|-----|
| 400 | |  | Φ10 | 6 | 6 | 57 | | |
| 401 | |  | Φ10 | 6 | 6 | 77 | | |
| 402 | 68#GBZ11 | 15  插筋 180 | Φ12 | 2 | 2 | 195 | | |
| 403 | | 15  插筋 240 | Φ12 | 2 | 2 | 255 | | |
| 404 | | 15  450 14 | Φ12 | 8 | 8 | 475 | | |
| 405 | | 20  45 | Φ8 | 6 | 6 | 143 | | |
| 406 | | 15  50 | Φ8 | 6 | 6 | 143 | | |
| 407 | |  17 | Φ8 | 6 | 6 | 30 | | |
| 408 | |  22 | Φ8 | 6 | 6 | 35 | | |
| 409 | 69#GBZ2 | 15  450 14 | Φ12 | 6 | 6 | 475 | | |
| 410 | | 15  35 | Φ8 | 6 | 6 | 113 | | |
| 411 | |  17 | Φ8 | 6 | 6 | 30 | | |
| 412 | 70#GBZ2 | 15  450 14 | Φ12 | 6 | 6 | 475 | | |
| 413 | | 15  35 | Φ8 | 6 | 6 | 113 | | |
| 414 | |  17 | Φ8 | 6 | 6 | 30 | | |
| 415 | 71#GBZ1 | 15  450 14 | Φ12 | 6 | 6 | 475 | | |
| 416 | | 10  35 | Φ8 | 6 | 6 | 103 | | |
| 417 | |  12 | Φ8 | 6 | 6 | 25 | | |
| 418 | 72#GBZ8 | 15  插筋 320 | Φ12 | 3 | 3 | 335 | | |
| 419 | | 15  插筋 380 | Φ12 | 3 | 3 | 395 | | |
| 420 | | 15  590 14 | Φ12 | 8 | 8 | 615 | | |

张 钢筋配料表

项目名称：塘尾2-4

部位：基础_柱插筋

| 序号 | 构件名称 | 钢筋简图 | 级直 别径 | 根件 数*数 | 总 根数 | 下料 (cm) | 重量 (kg) | 备 注 |
|-----|----------|--|----------|-----------|---------|------------|------------|-----|
| 421 | | 15  | Φ8 | 6 | 6 | 133 | | |
| 422 | | 15  | Φ8 | 6 | 6 | 179 | | |
| 423 | |  | Φ8 | 18 | 18 | 30 | | |
| 424 | 73#GBZ11 | 15  | Φ12 | 2 | 2 | 335 | | |
| 425 | | 15  | Φ12 | 2 | 2 | 395 | | |
| 426 | | 15  | Φ12 | 8 | 8 | 615 | | |
| 427 | | 20  | Φ8 | 6 | 6 | 143 | | |
| 428 | | 15  | Φ8 | 6 | 6 | 143 | | |
| 429 | |  | Φ8 | 6 | 6 | 30 | | |
| 430 | |  | Φ8 | 6 | 6 | 35 | | |
| 431 | 74#GBZ4 | 15  | Φ12 | 8 | 8 | 615 | | |
| 432 | | 15  | Φ8 | 6 | 6 | 143 | | |
| 433 | |  | Φ8 | 12 | 12 | 30 | | |
| 434 | 75#GBZ16 | 15  | Φ12 | 5 | 5 | 335 | | |
| 435 | | 15  | Φ12 | 5 | 5 | 395 | | |
| 436 | | 15  | Φ12 | 10 | 10 | 615 | | |
| 437 | | 15  | Φ8 | 6 | 6 | 133 | | |
| 438 | | 15  | Φ8 | 6 | 6 | 283 | | |
| 439 | |  | Φ8 | 30 | 30 | 30 | | |
| 440 | 76#GBZ8 | 15  | Φ12 | 3 | 3 | 335 | | |
| 441 | | 15  | Φ12 | 3 | 3 | 395 | | |

张 钢筋配料表

项目名称：塘尾2-4

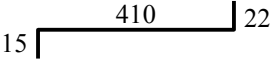
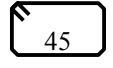
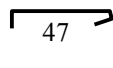
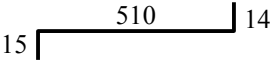
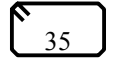
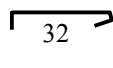
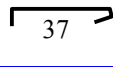
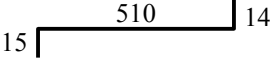
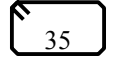
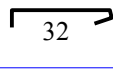
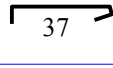
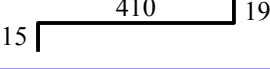
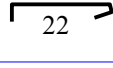
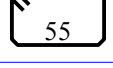
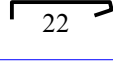
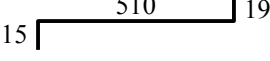
部位：基础_柱插筋

| 序号 | 构件名称 | 钢筋简图 | 级直 别径 | 根件 数*数 | 总 根数 | 下料 (cm) | 重量 (kg) | 备 注 |
|-----|----------|------|----------|-----------|---------|------------|------------|-----|
| 442 | | | Φ12 | 8 | 8 | 615 | | |
| 443 | | | Φ8 | 6 | 6 | 133 | | |
| 444 | | | Φ8 | 6 | 6 | 179 | | |
| 445 | | | Φ8 | 18 | 18 | 30 | | |
| 446 | 77#GBZ11 | 15 | Φ12 | 3 | 3 | 335 | | |
| 447 | | 15 | Φ12 | 4 | 4 | 395 | | |
| 448 | | | Φ12 | 5 | 5 | 615 | | |
| 449 | | 20 | Φ8 | 6 | 6 | 143 | | |
| 450 | | 15 | Φ8 | 6 | 6 | 143 | | |
| 451 | | | Φ8 | 6 | 6 | 30 | | |
| 452 | | | Φ8 | 6 | 6 | 35 | | |
| 453 | 78#GBZ26 | 15 | Φ16 | 12 | 12 | 255 | | |
| 454 | | 15 | Φ16 | 12 | 12 | 315 | | |
| 455 | | | Φ16 | 2 | 2 | 540 | | |
| 456 | | 30 | Φ8 | 6 | 6 | 263 | | |
| 457 | | 45 | Φ8 | 6 | 6 | 223 | | |
| 458 | | 30 | Φ8 | 6 | 6 | 313 | | |
| 459 | | | Φ8 | 24 | 24 | 45 | | |
| 460 | | | Φ8 | 6 | 6 | 60 | | |
| 461 | | | Φ8 | 6 | 6 | 110 | | |
| 462 | | | Φ8 | 6 | 6 | 135 | | |

张 钢筋配料表

项目名称：塘尾2-4

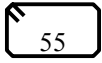
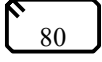
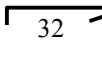
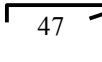

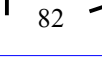
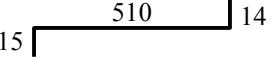
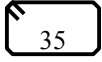
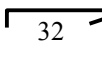
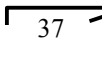
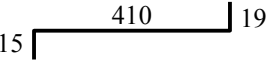
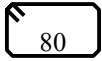
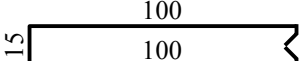
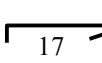
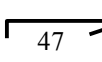
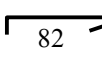
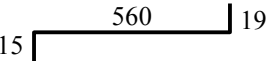
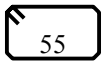
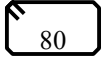
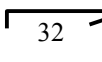
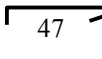
部位：基础_柱插筋

| 序号 | 构件名称 | 钢筋简图 | 级直 别径 | 根件 数*数 | 总 根数 | 下料 (cm) | 重量 (kg) | 备 注 |
|-----|----------|---|----------|-----------|---------|------------|------------|-----|
| 463 | 79#RFZ7 |  | Φ18 | 4 | 4 | 440 | | |
| 464 | |  | Φ16 | 8 | 8 | 440 | | |
| 465 | |  | Φ12 | 6 | 6 | 197 | | |
| 466 | |  | Φ8 | 24 | 24 | 60 | | |
| 467 | 80#GBZ5 |  | Φ12 | 8 | 8 | 535 | | |
| 468 | |  | Φ8 | 6 | 6 | 143 | | |
| 469 | |  | Φ8 | 6 | 6 | 45 | | |
| 470 | |  | Φ8 | 6 | 6 | 50 | | |
| 471 | 81#GBZ5 |  | Φ12 | 8 | 8 | 535 | | |
| 472 | |  | Φ8 | 6 | 6 | 143 | | |
| 473 | |  | Φ8 | 6 | 6 | 45 | | |
| 474 | |  | Φ8 | 6 | 6 | 50 | | |
| 475 | 82#RFZ2 |  | Φ16 | 3 | 3 | 440 | | |
| 476 | |  | Φ12 | 8 | 8 | 440 | | |
| 477 | |  | Φ12 | 6 | 6 | 167 | | |
| 478 | |  | Φ12 | 18 | 18 | 39 | | |
| 479 | 83#RFZ2 |  | Φ16 | 3 | 3 | 440 | | |
| 480 | |  | Φ12 | 8 | 8 | 440 | | |
| 481 | |  | Φ12 | 6 | 6 | 167 | | |
| 482 | |  | Φ12 | 18 | 18 | 39 | | |
| 483 | 84#GBZ27 |  | Φ16 | 18 | 18 | 540 | | |

张 钢筋配料表

项目名称：塘尾2-4

部位：基础_柱插筋

| 序号 | 构件名称 | 钢筋简图 | 级直 别径 | 根件 数*数 | 总 根数 | 下料 (cm) | 重量 (kg) | 备 注 |
|-----|----------|--|----------|-----------|---------|------------|------------|-----|
| 484 | | 45  | Φ10 | 6 | 6 | 215 | | |
| 485 | | 30  | Φ10 | 6 | 6 | 235 | | |
| 486 | |  | Φ10 | 6 | 6 | 47 | | |
| 487 | |  | Φ10 | 6 | 6 | 62 | | |
| 488 | |  | Φ10 | 12 | 12 | 72 | | |
| 489 | |  | Φ10 | 6 | 6 | 97 | | |
| 490 | 85#GBZ5 | 15  | Φ12 | 8 | 8 | 535 | | |
| 491 | | 30  | Φ8 | 6 | 6 | 143 | | |
| 492 | |  | Φ8 | 6 | 6 | 45 | | |
| 493 | |  | Φ8 | 6 | 6 | 50 | | |
| 494 | 86#RFZ9 | 15  | Φ16 | 23 | 23 | 440 | | |
| 495 | | 45  | Φ16 | 6 | 6 | 271 | | |
| 496 | | 15  | Φ16 | 6 | 6 | 230 | | |
| 497 | |  | Φ8 | 6 | 6 | 30 | | |
| 498 | |  | Φ8 | 24 | 24 | 60 | | |
| 499 | |  | Φ8 | 12 | 12 | 95 | | |
| 500 | 87#GBZ27 | 15  | Φ16 | 18 | 18 | 590 | | |
| 501 | | 45  | Φ10 | 6 | 6 | 215 | | |
| 502 | | 30  | Φ10 | 6 | 6 | 235 | | |
| 503 | |  | Φ10 | 6 | 6 | 47 | | |
| 504 | |  | Φ10 | 6 | 6 | 62 | | |

张 钢筋配料表

项目名称：塘尾2-4

部位：基础_柱插筋

| 序号 | 构件名称 | 钢筋简图 | 级直 别径 | 根件 数*数 | 总 根数 | 下料 (cm) | 重量 (kg) | 备 注 |
|-----|----------|------|----------|-----------|---------|------------|------------|-----|
| 505 | | | Φ10 | 12 | 12 | 72 | | |
| 506 | | | Φ10 | 6 | 6 | 97 | | |
| 507 | 88#GBZ5 | | Φ12 | 8 | 8 | 585 | | |
| 508 | | | Φ8 | 6 | 6 | 143 | | |
| 509 | | | Φ8 | 6 | 6 | 45 | | |
| 510 | | | Φ8 | 6 | 6 | 50 | | |
| 511 | 89#GBZ18 | | Φ12 | 16 | 16 | 615 | | |
| 512 | | | Φ8 | 6 | 6 | 183 | | |
| 513 | | | Φ8 | 6 | 6 | 203 | | |
| 514 | | | Φ8 | 12 | 12 | 45 | | |
| 515 | | | Φ8 | 6 | 6 | 70 | | |
| 516 | | | Φ8 | 6 | 6 | 80 | | |
| 517 | 90#GBZ5 | | Φ12 | 8 | 8 | 615 | | |
| 518 | | | Φ8 | 6 | 6 | 143 | | |
| 519 | | | Φ8 | 6 | 6 | 45 | | |
| 520 | | | Φ8 | 6 | 6 | 50 | | |
| 521 | 91#GBZ15 | | Φ12 | 14 | 14 | 555 | | |
| 522 | | | Φ8 | 6 | 6 | 163 | | |
| 523 | | | Φ8 | 6 | 6 | 213 | | |
| 524 | | | Φ8 | 6 | 6 | 45 | | |
| 525 | | | Φ8 | 6 | 6 | 55 | | |

张 钢筋配料表

项目名称：塘尾2-4

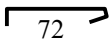
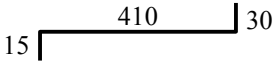
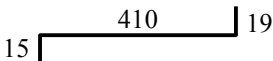
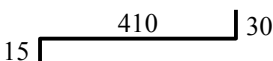
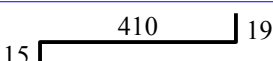
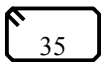
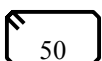
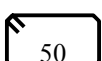
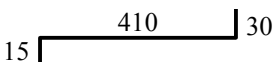
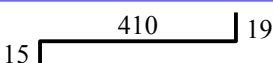
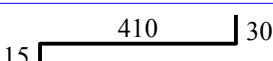
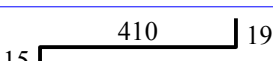
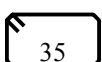
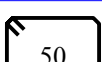
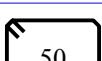
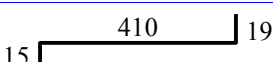
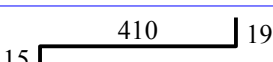
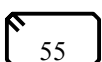
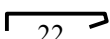
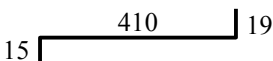
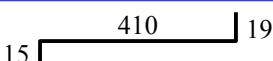
部位：基础_柱插筋

| 序号 | 构件名称 | 钢筋简图 | 级直 别径 | 根件 数*数 | 总 根数 | 下料 (cm) | 重量 (kg) | 备 注 |
|-----|-----------|------|----------|-----------|---------|------------|------------|-----|
| 526 | | | Φ8 | 6 | 6 | 85 | | |
| 527 | 92#GBZ18 | | Φ12 | 16 | 16 | 555 | | |
| 528 | | | Φ8 | 6 | 6 | 183 | | |
| 529 | | | Φ8 | 6 | 6 | 203 | | |
| 530 | | | Φ8 | 12 | 12 | 45 | | |
| 531 | | | Φ8 | 6 | 6 | 70 | | |
| 532 | | | Φ8 | 6 | 6 | 80 | | |
| 533 | 93#GBZ10 | | Φ16 | 7 | 7 | 275 | | |
| 534 | | | Φ16 | 7 | 7 | 335 | | |
| 535 | | | Φ10 | 6 | 6 | 145 | | |
| 536 | | | Φ10 | 6 | 6 | 195 | | |
| 537 | | | Φ10 | 6 | 6 | 47 | | |
| 538 | | | Φ10 | 6 | 6 | 57 | | |
| 539 | | | Φ10 | 6 | 6 | 77 | | |
| 540 | 94#GBZ13a | | Φ16 | 3 | 3 | 275 | | |
| 541 | | | Φ16 | 5 | 5 | 335 | | |
| 542 | | | Φ16 | 6 | 6 | 560 | | |
| 543 | | | Φ10 | 6 | 6 | 215 | | |
| 544 | | | Φ10 | 6 | 6 | 155 | | |
| 545 | | | Φ10 | 6 | 6 | 47 | | |
| 546 | | | Φ10 | 6 | 6 | 52 | | |

张 钢筋配料表

项目名称：塘尾2-4

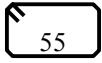
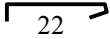
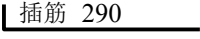
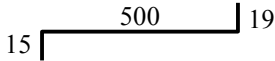
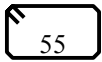
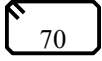
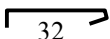
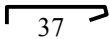
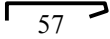
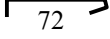
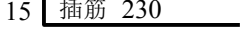
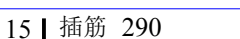
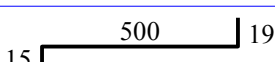
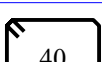

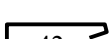
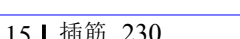
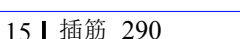
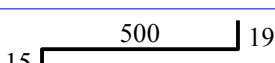
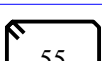
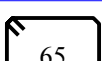
部位：基础_柱插筋

| 序号 | 构件名称 | 钢筋简图 | 级直 别径 | 根件 数*数 | 总 根数 | 下料 (cm) | 重量 (kg) | 备 注 |
|-----|---------|---|----------|-----------|---------|------------|------------|-----|
| 547 | |  | Φ10 | 6 | 6 | 87 | | |
| 548 | 95#RFZ1 |  | Φ25 | 5 | 5 | 445 | | |
| 549 | |  | Φ16 | 2 | 2 | 440 | | |
| 550 | |  | Φ16 | 2 | 2 | 450 | | |
| 551 | |  | Φ25 | 5 | 5 | 435 | | |
| 552 | |  | Φ10 | 6 | 6 | 125 | | |
| 553 | |  | Φ10 | 6 | 6 | 155 | | |
| 554 | |  | Φ10 | 6 | 6 | 185 | | |
| 555 | 96#RFZ1 |  | Φ25 | 5 | 5 | 445 | | |
| 556 | |  | Φ16 | 2 | 2 | 440 | | |
| 557 | |  | Φ16 | 2 | 2 | 450 | | |
| 558 | |  | Φ25 | 5 | 5 | 435 | | |
| 559 | |  | Φ10 | 6 | 6 | 125 | | |
| 560 | |  | Φ10 | 6 | 6 | 155 | | |
| 561 | |  | Φ10 | 6 | 6 | 185 | | |
| 562 | 97#RFZ2 |  | Φ16 | 3 | 3 | 440 | | |
| 563 | |  | Φ12 | 8 | 8 | 440 | | |
| 564 | |  | Φ12 | 6 | 6 | 167 | | |
| 565 | |  | Φ12 | 18 | 18 | 39 | | |
| 566 | 98#RFZ2 |  | Φ16 | 3 | 3 | 440 | | |
| 567 | |  | Φ12 | 8 | 8 | 440 | | |

张 钢筋配料表

项目名称：塘尾2-4

部位：基础_柱插筋

| 序号 | 构件名称 | 钢筋简图 | 级直 别径 | 根件 数*数 | 总 根数 | 下料 (cm) | 重量 (kg) | 备 注 |
|-----|------------|--|----------|-----------|---------|------------|------------|-----|
| 568 | | 20  | Φ12 | 6 | 6 | 167 | | |
| 569 | |  | Φ12 | 18 | 18 | 39 | | |
| 570 | 99#GBZ14a | 15  | Φ16 | 5 | 5 | 305 | | |
| 571 | | 15  | Φ16 | 11 | 11 | 530 | | |
| 572 | | 35  | Φ10 | 6 | 6 | 195 | | |
| 573 | | 30  | Φ10 | 6 | 6 | 215 | | |
| 574 | |  | Φ10 | 6 | 6 | 47 | | |
| 575 | |  | Φ10 | 6 | 6 | 52 | | |
| 576 | |  | Φ10 | 6 | 6 | 72 | | |
| 577 | |  | Φ10 | 6 | 6 | 87 | | |
| 578 | 100#GBZ7 | 15  | Φ16 | 2 | 2 | 245 | | |
| 579 | | 15  | Φ16 | 1 | 1 | 305 | | |
| 580 | | 15  | Φ16 | 5 | 5 | 530 | | |
| 581 | | 35  | Φ10 | 6 | 6 | 165 | | |
| 582 | |  | Φ10 | 6 | 6 | 52 | | |
| 583 | |  | Φ10 | 6 | 6 | 57 | | |
| 584 | 101#GBZ18a | 15  | Φ16 | 2 | 2 | 245 | | |
| 585 | | 15  | Φ16 | 8 | 8 | 305 | | |
| 586 | | 15  | Φ16 | 6 | 6 | 530 | | |
| 587 | | 30  | Φ10 | 6 | 6 | 185 | | |
| 588 | | 30  | Φ10 | 6 | 6 | 205 | | |

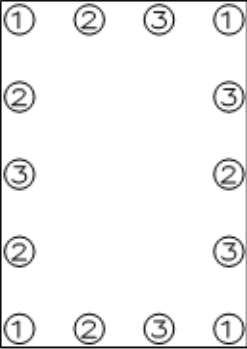
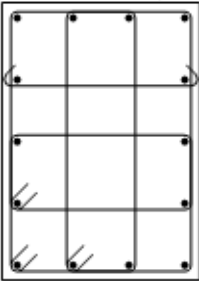
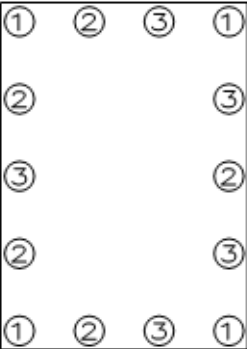

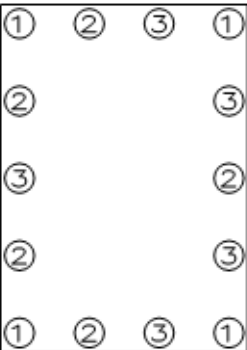

张 钢筋配料表

项目名称：塘尾2-4

部位：基础_柱插筋

| 序号 | 构件名称 | 钢筋简图 | 级直别径 | 根件数*数 | 总根数 | 下料(cm) | 重量(kg) | 备注 |
|-----|------|---|------|-------|-----|--------|--------|----|
| 589 | |  | Φ10 | 12 | 12 | 47 | | |
| 590 | |  | Φ10 | 6 | 6 | 72 | | |
| 591 | |  | Φ10 | 6 | 6 | 82 | | |

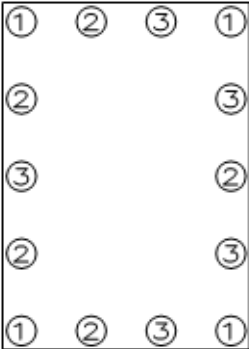
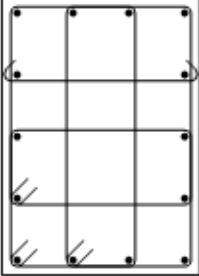
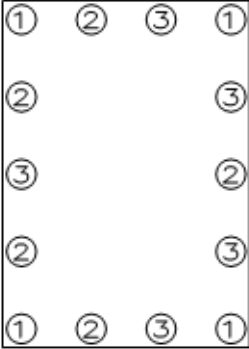
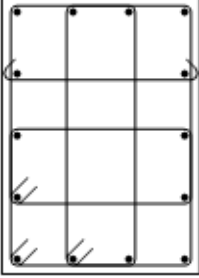
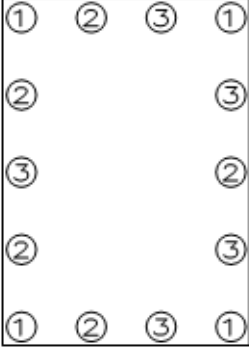
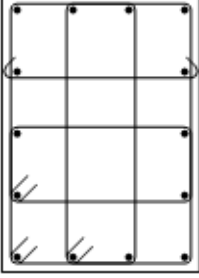
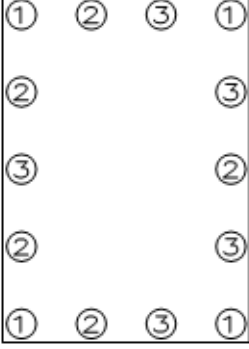
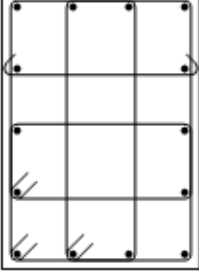
以下为料牌

| | | | |
|---|--|--|--|
|  | <p>1: Φ25 150┐ 4650┐ 300</p> <p>2: Φ16 150┐ 2600</p> <p>3: Φ16 150┐ 2000</p> | <p>1#KZ1 Φ8@100/200</p>  | <p>Φ8: 200x450</p> <p>Φ8: 200x650</p> <p>Φ8: 450x650</p> <p>Φ8: L470</p> |
|  | <p>1: Φ25 150┐ 4650┐ 300</p> <p>2: Φ16 150┐ 2600</p> <p>3: Φ16 150┐ 2000</p> | <p>2#KZ1 Φ8@100/200</p>  | <p>Φ8: 200x450</p> <p>Φ8: 200x650</p> <p>Φ8: 450x650</p> <p>Φ8: L470</p> |
|  | <p>1: Φ25 150┐ 4650┐ 300</p> <p>2: Φ16 150┐ 2600</p> <p>3: Φ16 150┐ 2000</p> | <p>3#KZ1 Φ8@100/200</p>  | <p>Φ8: 200x450</p> <p>Φ8: 200x650</p> <p>Φ8: 450x650</p> <p>Φ8: L470</p> |

张 钢筋配料表

项目名称：塘尾2-4

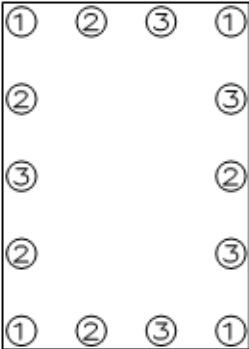

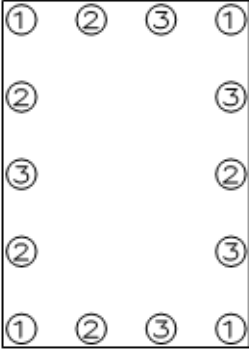
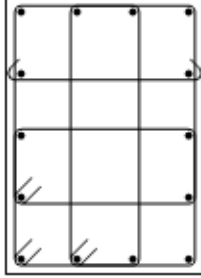
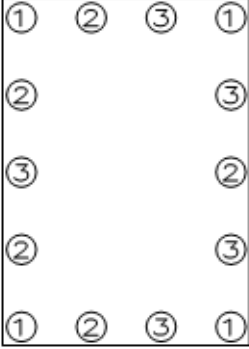
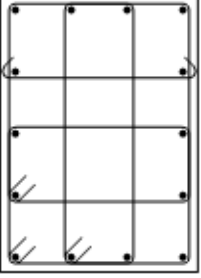
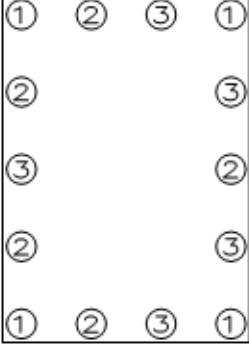
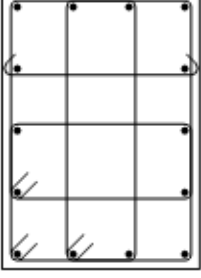
部位：基础_柱插筋

| 序号 | 构件名称 | 钢筋简图 | 级直 别径 | 根件 数*数 | 总 根数 | 下料 (cm) | 重量 (kg) | 备注 |
|----|------|---|----------|-----------|---------|------------------------|------------|---|
| | |  <p>1: $\Phi 25$ 150 4650 300 2: $\Phi 16$ 150 2600 3: $\Phi 16$ 150 2000</p> | | | | 4#KZ1 $\Phi 8@100/200$ | |  <p>$\Phi 8$: 200x450 $\Phi 8$: 200x650 $\Phi 8$: 450x650 $\Phi 8$: L470</p> |
| | |  <p>1: $\Phi 25$ 150 4650 300 2: $\Phi 16$ 150 2600 3: $\Phi 16$ 150 2000</p> | | | | 5#KZ1 $\Phi 8@100/200$ | |  <p>$\Phi 8$: 200x450 $\Phi 8$: 200x650 $\Phi 8$: 450x650 $\Phi 8$: L470</p> |
| | |  <p>1: $\Phi 25$ 150 4650 300 2: $\Phi 16$ 150 2600 3: $\Phi 16$ 150 2000</p> | | | | 6#KZ1 $\Phi 8@100/200$ | |  <p>$\Phi 8$: 200x450 $\Phi 8$: 200x650 $\Phi 8$: 450x650 $\Phi 8$: L470</p> |
| | |  <p>1: $\Phi 25$ 150 5250 300 2: $\Phi 16$ 150 3200 3: $\Phi 16$ 150 2600</p> | | | | 7#KZ1 $\Phi 8@100/200$ | |  <p>$\Phi 8$: 200x450 $\Phi 8$: 200x650 $\Phi 8$: 450x650 $\Phi 8$: L470</p> |

张 钢筋配料表

项目名称：塘尾2-4

部位：基础_柱插筋

| 序号 | 构件名称 | 钢筋简图 | 级直 别径 | 根件 数*数 | 总 根数 | 下料 (cm) | 重量 (kg) | 备注 |
|----|------|---|----------|-----------|---------|--|------------|--|
| | |  | | | | <p>8#KZ1 $\Phi 8@100/200$</p>  | | <p>1: $\Phi 25$ 150 $\sqrt{4650}$ 300 2: $\Phi 16$ 150 $\sqrt{2600}$ 3: $\Phi 16$ 150 $\sqrt{2000}$</p> <p>$\Phi 8$: 200x450 $\Phi 8$: 200x650 $\Phi 8$: 450x650 $\Phi 8$: L470</p> |
| | |  | | | | <p>9#KZ1 $\Phi 8@100/200$</p>  | | <p>1: $\Phi 25$ 150 $\sqrt{5550}$ 300 2: $\Phi 16$ 150 $\sqrt{3500}$ 3: $\Phi 16$ 150 $\sqrt{2900}$</p> <p>$\Phi 8$: 200x450 $\Phi 8$: 200x650 $\Phi 8$: 450x650 $\Phi 8$: L470</p> |
| | |  | | | | <p>10#KZ1 $\Phi 8@100/200$</p>  | | <p>1: $\Phi 25$ 150 $\sqrt{4650}$ 300 2: $\Phi 16$ 150 $\sqrt{2600}$ 3: $\Phi 16$ 150 $\sqrt{2000}$</p> <p>$\Phi 8$: 200x450 $\Phi 8$: 200x650 $\Phi 8$: 450x650 $\Phi 8$: L470</p> |
| | |  | | | | <p>11#KZ1 $\Phi 8@100/200$</p>  | | <p>1: $\Phi 25$ 150 $\sqrt{4650}$ 300 2: $\Phi 16$ 150 $\sqrt{2600}$ 3: $\Phi 16$ 150 $\sqrt{2000}$</p> <p>$\Phi 8$: 200x450 $\Phi 8$: 200x650 $\Phi 8$: 450x650 $\Phi 8$: L470</p> |

张 钢筋配料表

项目名称：塘尾2-4

部位：基础_柱插筋

| 序号 | 构件名称 | 钢筋简图 | 级直 别径 | 根件 数*数 | 总 根数 | 下料 (cm) | 重量 (kg) | 备注 |
|----|------|------|----------|-----------|---------|-------------------|------------|---|
| | | | | | | 12#KZ1 #8@100/200 | | #8: 200x450 #8: 200x650 #8: 450x650 #8: L470 |
| | | | | | | 13#KZ1 #8@100/200 | | #8: 200x450 #8: 200x650 #8: 450x650 #8: L470 |
| | | | | | | 14#KZ1 #8@100/200 | | #8: 200x450 #8: 200x650 #8: 450x650 #8: L470 |
| | | | | | | 15#KZ1 #8@100/200 | | #8: 200x450 #8: 200x650 #8: 450x650 #8: L470 |

张 钢筋配料表

项目名称：塘尾2-4

部位：基础_柱插筋

| 序号 | 构件名称 | 钢筋简图 | 级直 别径 | 根件 数*数 | 总 根数 | 下料 (cm) | 重量 (kg) | 备注 |
|----|------|------|----------|-----------|---------|---|------------|---|
| | | | | | | <p>16#KZ1 $\Phi 8@100/200$</p> | | <p>$\Phi 8: 200 \times 450$ $\Phi 8: 200 \times 650$ $\Phi 8: 450 \times 650$ $\Phi 8: L470$</p> |
| | | | | | | <p>17#KZ1 $\Phi 8@100/200$</p> | | <p>$\Phi 8: 200 \times 450$ $\Phi 8: 200 \times 650$ $\Phi 8: 450 \times 650$ $\Phi 8: L470$</p> |
| | | | | | | <p>18#KZ1 $\Phi 8@100/200$</p> | | <p>$\Phi 8: 200 \times 450$ $\Phi 8: 200 \times 650$ $\Phi 8: 450 \times 650$ $\Phi 8: L470$</p> |
| | | | | | | <p>19#KZ1 $\Phi 8@100/200$</p> | | <p>$\Phi 8: 200 \times 450$ $\Phi 8: 200 \times 650$ $\Phi 8: 450 \times 650$ $\Phi 8: L470$</p> |

张 钢筋配料表

项目名称：塘尾2-4

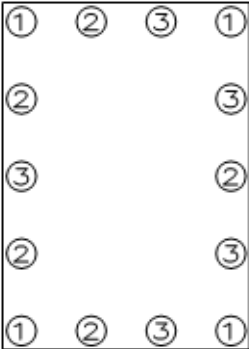
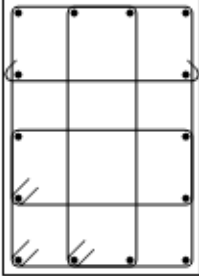
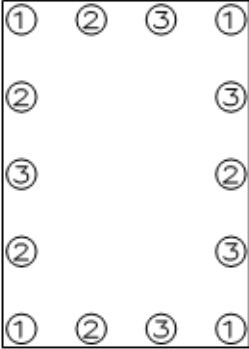
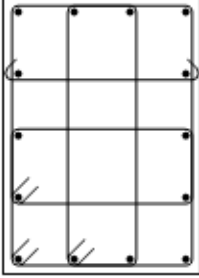
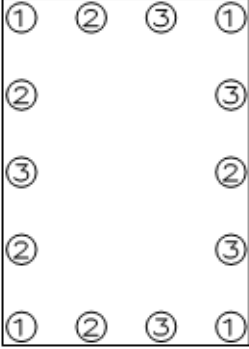
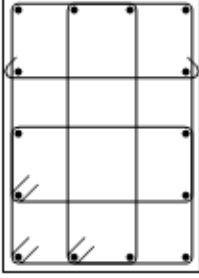
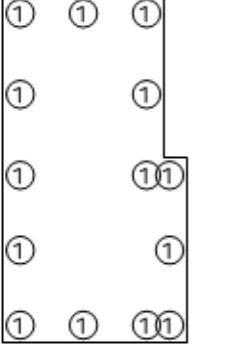
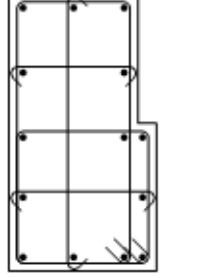
部位：基础_柱插筋

| 序号 | 构件名称 | 钢筋简图 | 级直 别径 | 根件 数*数 | 总 根数 | 下料 (cm) | 重量 (kg) | 备注 |
|----|------|------|----------|-----------|---------|-------------------------|------------|---|
| | | | | | | 20#AZ4 $\Phi 8@100$ | | $\Phi 8: 150 \times 350$ $\Phi 8: 350 \times 350$ |
| | | | | | | 21#AZ4 $\Phi 8@100$ | | $\Phi 8: 200 \times 450$ $\Phi 8: 200 \times 650$ $\Phi 10: 450 \times 650$ $\Phi 8: L470$ |
| | | | | | | 22#AZ4 $\Phi 8@100$ | | $\Phi 8: 200 \times 450$ $\Phi 8: 200 \times 650$ $\Phi 10: 450 \times 650$ $\Phi 8: L470$ |
| | | | | | | 23#KZ1 $\Phi 8@100/200$ | | $\Phi 8: 200 \times 450$ $\Phi 8: 200 \times 650$ $\Phi 8: 450 \times 650$ $\Phi 8: L470$ |

张 钢筋配料表

项目名称：塘尾2-4

部位：基础_柱插筋

| 序号 | 构件名称 | 钢筋简图 | 级直 别径 | 根件 数*数 | 总 根数 | 下料 (cm) | 重量 (kg) | 备 注 |
|----|------|--|----------|-----------|---------|-------------------------|------------|---|
| | |  <p>1: $\Phi 25$ 150 $\overline{4650}$ \lrcorner 300 2: $\Phi 16$ 150 $\overline{2600}$ 3: $\Phi 16$ 150 $\overline{2000}$</p> | | | | 24#KZ1 $\Phi 8@100/200$ | |  <p>$\Phi 8$: 200x450 $\Phi 8$: 200x650 $\Phi 8$: 450x650 $\Phi 8$: L470</p> |
| | |  <p>1: $\Phi 25$ 150 $\overline{4650}$ \lrcorner 300 2: $\Phi 16$ 150 $\overline{2600}$ 3: $\Phi 16$ 150 $\overline{2000}$</p> | | | | 25#KZ1 $\Phi 8@100/200$ | |  <p>$\Phi 8$: 200x450 $\Phi 8$: 200x650 $\Phi 8$: 450x650 $\Phi 8$: L470</p> |
| | |  <p>1: $\Phi 25$ 150 $\overline{4650}$ \lrcorner 300 2: $\Phi 16$ 150 $\overline{2600}$ 3: $\Phi 16$ 150 $\overline{2000}$</p> | | | | 26#KZ1 $\Phi 8@100/200$ | |  <p>$\Phi 8$: 200x450 $\Phi 8$: 200x650 $\Phi 8$: 450x650 $\Phi 8$: L470</p> |
| | |  <p>1: $\Phi 12$ 150 $\overline{5000}$ \lrcorner 144</p> | | | | 27#GBZ13 $\Phi 8@200$ | |  <p>$\Phi 8$: 300x700 $\Phi 8$: 350x350 $\Phi 8$: L320 $\Phi 8$: L370 $\Phi 8$: L720</p> |

张 钢筋配料表

项目名称：塘尾2-4

部位：基础_柱插筋

| 序号 | 构件名称 | 钢筋简图 | 级直 别径 | 根件 数*数 | 总 根数 | 下料 (cm) | 重量 (kg) | 备 注 |
|----|------|---|----------|-----------|---------|-----------------------|------------|--|
| | | <p>1: $\Phi 12$ 150 \lrcorner 5000 \lrcorner 144</p> | | | | 28#GBZ5 $\Phi 8@200$ | | $\Phi 8$: 300x350 $\Phi 8$: L320 $\Phi 8$: L370 |
| | | <p>1: $\Phi 18$ 150 \lrcorner 4100 \lrcorner 216 2: $\Phi 16$ 150 \lrcorner 4100 \lrcorner 192 3: $\Phi 16$ 150 \lrcorner 4100 \lrcorner 216 4: $\Phi 18$ 150 \lrcorner 4100 \lrcorner 192</p> | | | | 29#RFZ8 $\Phi 8@150$ | | $\Phi 12$: 350x900 $\Phi 8$: L370 |
| | | <p>1: $\Phi 14$ 150 \lrcorner 5000 \lrcorner 168 2: $\Phi 14$ 150 \lrcorner 2900</p> | | | | 30#GBZ14 $\Phi 8@200$ | | $\Phi 8$: 350x550 $\Phi 8$: 300x700 $\Phi 8$: L320 $\Phi 8$: L370 $\Phi 8$: L570 $\Phi 8$: L720 |
| | | <p>1: $\Phi 12$ 150 \lrcorner 5000 \lrcorner 144</p> | | | | 31#GBZ24 $\Phi 8@200$ | | $\Phi 8$: 300x700 $\Phi 8$: 300x850 $\Phi 8$: L320 $\Phi 8$: L720 $\Phi 8$: L870 |

张 钢筋配料表

项目名称：塘尾2-4

部位：基础_柱插筋

| 序号 | 构件名称 | 钢筋简图 | 级直 别径 | 根件 数*数 | 总 根数 | 下料 (cm) | 重量 (kg) | 备 注 |
|----|------|------|----------|-----------|---------|-----------------------|------------|--|
| | | | | | | 32#GBZ5 $\Phi 8@200$ | | $\Phi 8$: 300x350 $\Phi 8$: L320 $\Phi 8$: L370 |
| | | | | | | 33#GBZ19 $\Phi 8@200$ | | $\Phi 8$: 300x550 $\Phi 8$: 300x750 $\Phi 8$: L320 $\Phi 8$: L570 $\Phi 8$: L770 |
| | | | | | | 34#GBZ14 $\Phi 8@200$ | | $\Phi 8$: 350x550 $\Phi 8$: 300x700 $\Phi 8$: L320 $\Phi 8$: L370 $\Phi 8$: L570 $\Phi 8$: L720 |
| | | | | | | 35#GBZ5 $\Phi 8@200$ | | $\Phi 8$: 300x350 $\Phi 8$: L320 $\Phi 8$: L370 |
| | | | | | | 36#GBZ22 $\Phi 8@200$ | | $\Phi 8$: 250x400 $\Phi 8$: 300x550 $\Phi 8$: 300x750 $\Phi 8$: L320 $\Phi 8$: L420 $\Phi 8$: L570 $\Phi 8$: L770 |

张 钢筋配料表

项目名称：塘尾2-4

部位：基础_柱插筋

| 序号 | 构件名称 | 钢筋简图 | 级直 别径 | 根件 数*数 | 总 根数 | 下料 (cm) | 重量 (kg) | 备注 |
|----|------|------|----------|-----------|---------|-----------------------|------------|---|
| | | | | | | 37#GBZ5 $\Phi 8@200$ | | $\Phi 8$: 300x350 $\Phi 8$: L320 $\Phi 8$: L370 |
| | | | | | | 38#RFZ5 $\Phi 12@150$ | | $\Phi 12$: 200x700 $\Phi 12$: 200x1100 $\Phi 12$: L220 |
| | | | | | | 39#RFZ2 $\Phi 12@150$ | | $\Phi 12$: 200x550 $\Phi 12$: L220 |
| | | | | | | 40#RFZ1 $\Phi 10@100$ | | $\Phi 10$: 200x350 $\Phi 10$: 200x500 $\Phi 10$: 350x500 |
| | | | | | | 41#RFZ3 $\Phi 12@150$ | | $\Phi 12$: 200x700 $\Phi 12$: 250x1100 $\Phi 12$: L220 $\Phi 12$: L270 |

张 钢筋配料表

项目名称：塘尾2-4

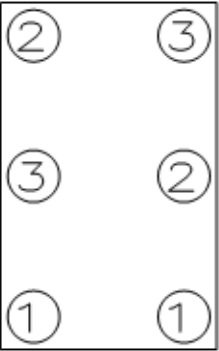

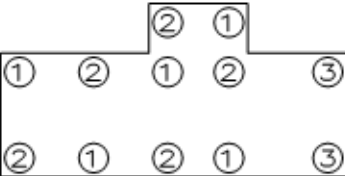
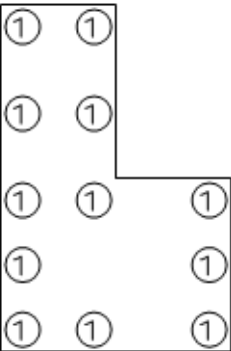
部位：基础_柱插筋

| 序号 | 构件名称 | 钢筋简图 | 级直 别径 | 根件 数*数 | 总 根数 | 下料 (cm) | 重量 (kg) | 备 注 |
|----|------|--|----------|-----------|---------|-------------------------|------------|--|
| | | <p>1: $\Phi 16$ 1500 5000 192</p> | | | | 42#GBZ20 $\Phi 10@100$ | | $\Phi 10$: 300x650 $\Phi 10$: L320 $\Phi 10$: L670 |
| | | <p>1: $\Phi 16$ 1500 5000 192 2: $\Phi 16$ 1500 2900 3: $\Phi 16$ 1500 2300 </p> | | | | 43#GBZ13a $\Phi 10@100$ | | $\Phi 10$: 300x700 $\Phi 10$: 350x350 $\Phi 10$: L320 $\Phi 10$: L370 $\Phi 10$: L720 |
| | | <p>1: $\Phi 12$ 1500 4100 192 2: $\Phi 16$ 1500 4100 192</p> | | | | 44#RFZ4 $\Phi 12@150$ | | $\Phi 12$: 200x1050 $\Phi 12$: 250x600 $\Phi 12$: L220 $\Phi 12$: L270 |
| | | <p>1: $\Phi 16$ 1500 1800 2: $\Phi 16$ 1500 4500 192 3: $\Phi 16$ 1500 2400 </p> | | | | 45#GBZ6 $\Phi 10@100$ | | $\Phi 10$: 300x400 $\Phi 10$: L320 $\Phi 10$: L420 |

张 钢筋配料表

项目名称：塘尾2-4

部位：基础_柱插筋

| 序号 | 构件名称 | 钢筋简图 | 级直 别径 | 根件 数*数 | 总 根数 | 下料 (cm) | 重量 (kg) | 备 注 |
|----|------|---|----------|-----------|---------|------------------------|------------|--|
| | |  <p style="margin-left: 100px;">1: $\Phi 12$ 150 $\overline{4500}$ \lrcorner144 2: $\Phi 12$ 150 $\overline{1800}$ 3: $\Phi 12$ 150 $\overline{2400}$</p> | | | | 46#GBZ3 $\Phi 8@200$ | | $\Phi 8$: 200x350 $\Phi 8$: L220 |
| | |  <p style="margin-left: 100px;">1: $\Phi 12$ 150 $\overline{4500}$ \lrcorner144</p> | | | | 47#GBZ1 $\Phi 8@200$ | | $\Phi 8$: 100x350 $\Phi 8$: L120 |
| | |  <p style="margin-left: 100px;">1: $\Phi 16$ 150 $\overline{1800}$ 2: $\Phi 16$ 150 $\overline{2400}$ 3: $\Phi 16$ 150 $\overline{4500}$ \lrcorner192</p> | | | | 48#GBZ12 $\Phi 10@100$ | | $\Phi 10$: 150x300 $\Phi 10$: 200x650 $\Phi 10$: L220 |
| | |  <p style="margin-left: 100px;">1: $\Phi 12$ 150 $\overline{4500}$ \lrcorner144</p> | | | | 49#GBZ25 $\Phi 8@200$ | | $\Phi 8$: 150x550 $\Phi 8$: 250x350 $\Phi 8$: L170 $\Phi 8$: L370 |

张 钢筋配料表

项目名称：塘尾2-4

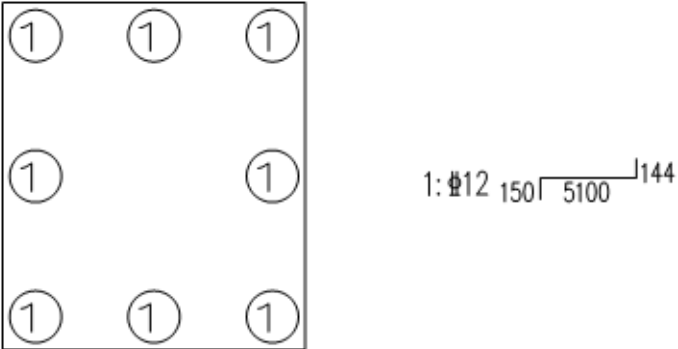
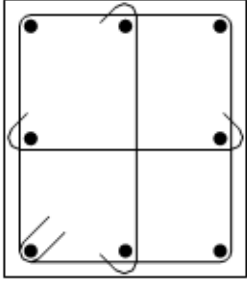
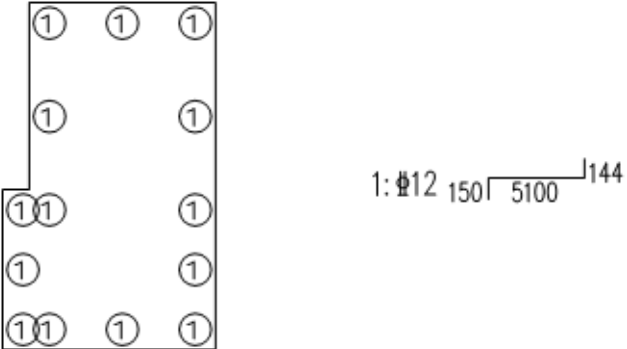
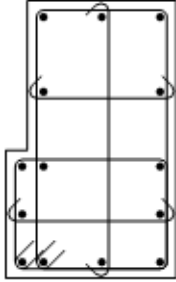
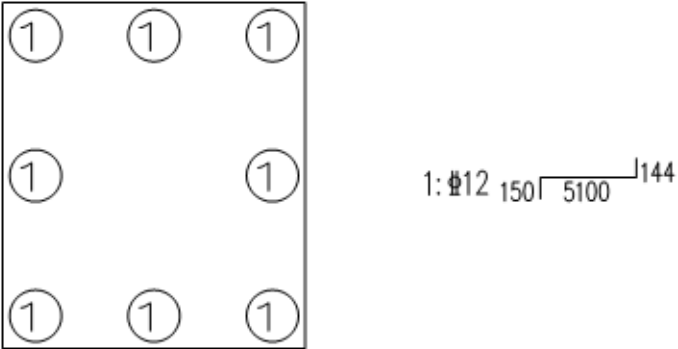
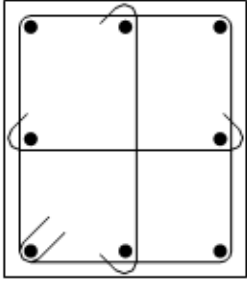
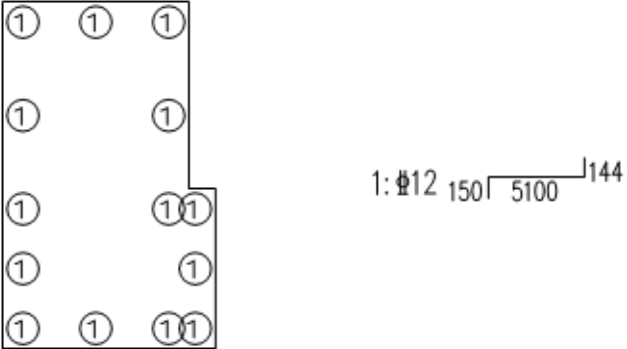
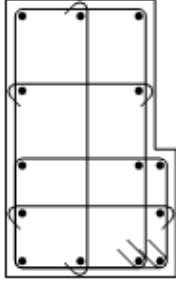
部位：基础_柱插筋

| 序号 | 构件名称 | 钢筋简图 | 级直 别径 | 根件 数*数 | 总 根数 | 下料 (cm) | 重量 (kg) | 备 注 |
|----|------|--|----------|-----------|---------|------------|------------|--|
| | | <p>1: $\Phi 16$ 150 \lrcorner 4100 \lrcorner 192 2: $\Phi 12$ 150 \lrcorner 4100 \lrcorner 192</p> | | | | | | <p>50#RFZ6 $\Phi 12@150$</p> <p>$\Phi 12$: 200x1300 $\Phi 12$: L220</p> |
| | | <p>1: $\Phi 12$ 150 \lrcorner 5100 \lrcorner 144</p> | | | | | | <p>51#GBZ17 $\Phi 8@200$</p> <p>$\Phi 8$: 350x750 $\Phi 8$: L370 $\Phi 8$: L770</p> |
| | | <p>1: $\Phi 12$ 150 \lrcorner 5100 \lrcorner 144</p> | | | | | | <p>52#GBZ5 $\Phi 8@200$</p> <p>$\Phi 8$: 300x350 $\Phi 8$: L320 $\Phi 8$: L370</p> |
| | | <p>1: $\Phi 12$ 150 \lrcorner 5100 \lrcorner 144</p> | | | | | | <p>53#GBZ23 $\Phi 8@200$</p> <p>$\Phi 8$: 300x650 $\Phi 8$: 300x800 $\Phi 8$: L320 $\Phi 8$: L670 $\Phi 8$: L820</p> |

张 钢筋配料表

项目名称：塘尾2-4

部位：基础_柱插筋

| 序号 | 构件名称 | 钢筋简图 | 级直 别径 | 根件 数*数 | 总 根数 | 下料 (cm) | 重量 (kg) | 备 注 | |
|----|------|---|--------------|-----------|---------|------------|------------|--|---|
| | |  | 1: $\Phi 12$ | 150 | 5100 | 144 | | 54#GBZ5 $\Phi 8@200$  | $\Phi 8$: 300x350 $\Phi 8$: L320 $\Phi 8$: L370 |
| | |  | 1: $\Phi 12$ | 150 | 5100 | 144 | | 55#GBZ9 $\Phi 8@200$  | $\Phi 8$: 250x350 $\Phi 8$: 300x600 $\Phi 8$: L320 $\Phi 8$: L370 $\Phi 8$: L620 |
| | |  | 1: $\Phi 12$ | 150 | 5100 | 144 | | 56#GBZ5 $\Phi 8@200$  | $\Phi 8$: 300x350 $\Phi 8$: L320 $\Phi 8$: L370 |
| | |  | 1: $\Phi 12$ | 150 | 5100 | 144 | | 57#GBZ9 $\Phi 8@200$  | $\Phi 8$: 250x350 $\Phi 8$: 300x600 $\Phi 8$: L320 $\Phi 8$: L370 $\Phi 8$: L620 |

张 钢筋配料表

项目名称：塘尾2-4

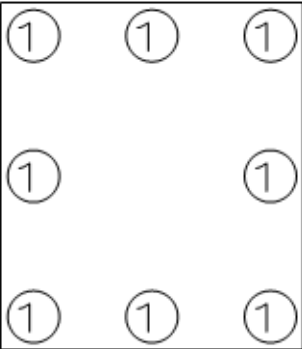
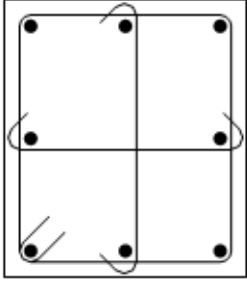
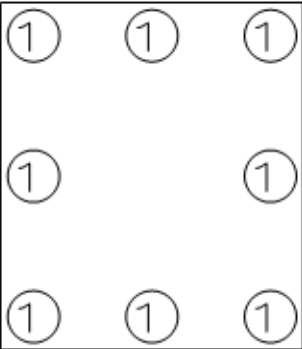
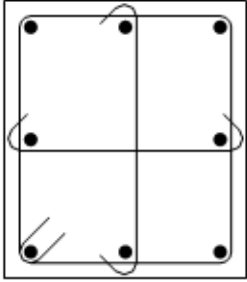
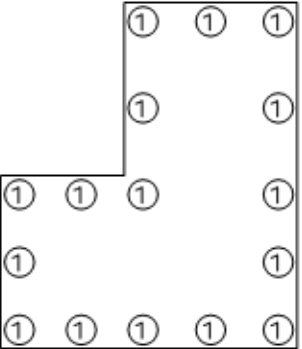
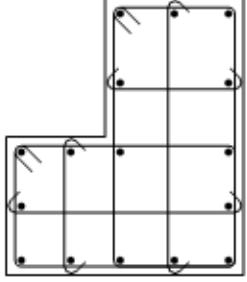
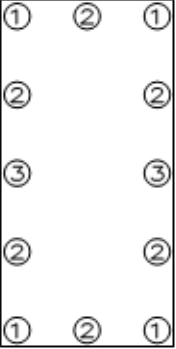
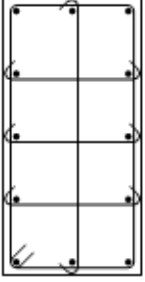
部位：基础_柱插筋

| 序号 | 构件名称 | 钢筋简图 | 级直 别径 | 根件 数*数 | 总 根数 | 下料 (cm) | 重量 (kg) | 备 注 |
|----|------|------|----------|-----------|---------|-----------------------|------------|---|
| | | | | | | 58#GBZ5 $\Phi 8@200$ | | $\Phi 8$: 300x350 $\Phi 8$: L320 $\Phi 8$: L370 |
| | | | | | | 59#GBZ5 $\Phi 8@200$ | | $\Phi 8$: 300x350 $\Phi 8$: L320 $\Phi 8$: L370 |
| | | | | | | 60#GBZ18 $\Phi 8@200$ | | $\Phi 8$: 300x550 $\Phi 8$: 300x650 $\Phi 8$: L320 $\Phi 8$: L570 $\Phi 8$: L670 |
| | | | | | | 61#GBZ21 $\Phi 8@200$ | | $\Phi 8$: 300x650 $\Phi 8$: 300x700 $\Phi 8$: L320 $\Phi 8$: L670 $\Phi 8$: L720 |

张 钢筋配料表

项目名称：塘尾2-4

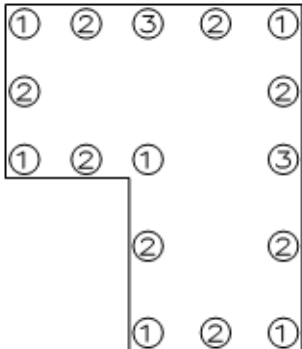
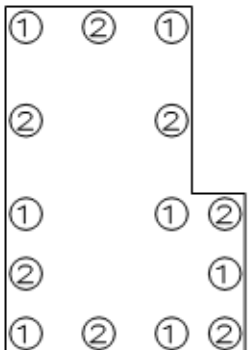
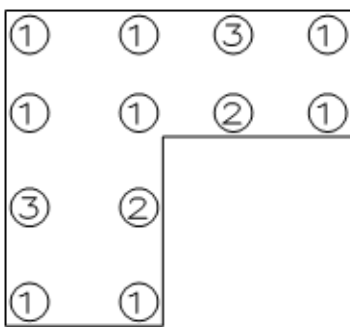
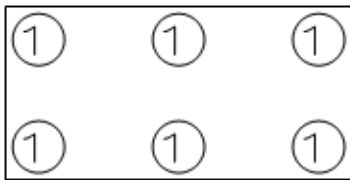
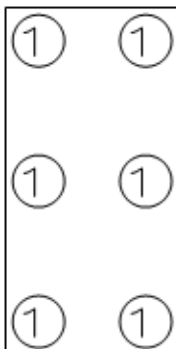
部位：基础_柱插筋

| 序号 | 构件名称 | 钢筋简图 | 级直 别径 | 根件 数*数 | 总 根数 | 下料 (cm) | 重量 (kg) | 备 注 |
|----|------|---|----------|-----------|---------|---|------------|--|
| | |  | | | | <p>62#GBZ5 $\Phi 8@200$</p>  | | <p>$\Phi 8$: 300x350 $\Phi 8$: L320 $\Phi 8$: L370</p> |
| | |  | | | | <p>63#GBZ5 $\Phi 8@200$</p>  | | <p>$\Phi 8$: 300x350 $\Phi 8$: L320 $\Phi 8$: L370</p> |
| | |  | | | | <p>64#GBZ18 $\Phi 8@200$</p>  | | <p>$\Phi 8$: 300x550 $\Phi 8$: 300x650 $\Phi 8$: L320 $\Phi 8$: L570 $\Phi 8$: L670</p> |
| | |  | | | | <p>65#KZ1ZL $\Phi 10@100/200$</p>  | | <p>1: $\Phi 25$ 150 2400 2: $\Phi 20$ 150 3000 3: $\Phi 20$ 150 2400</p> <p>$\Phi 10$: 350x750 $\Phi 10$: L370 $\Phi 10$: L770</p> |

张 钢筋配料表

项目名称：塘尾2-4



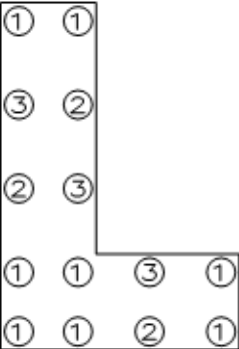
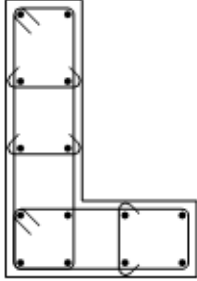
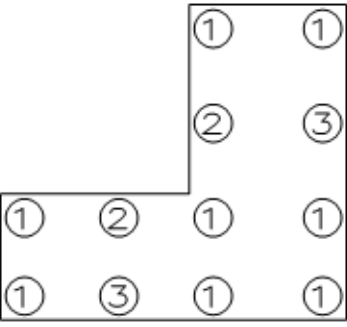
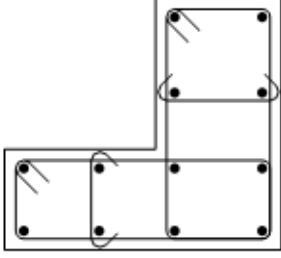
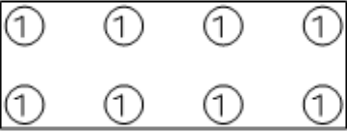
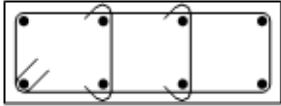
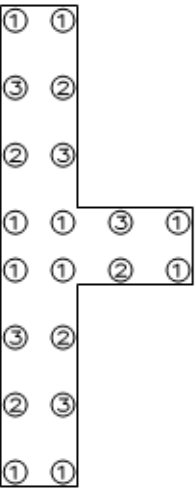
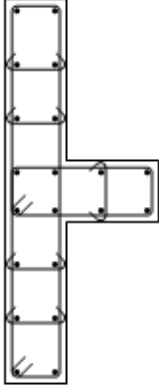
部位：基础_柱插筋

| 序号 | 构件名称 | 钢筋简图 | 级直 别径 | 根件 数*数 | 总 根数 | 下料 (cm) | 重量 (kg) | 备 注 |
|----|------|---|----------|-----------|---------|-------------------------|------------|--|
| | |  <p>1: $\Phi 16$ 150 $\sqrt{\quad}$ 192 2: $\Phi 16$ 150 $\sqrt{\quad}$ 2900 3: $\Phi 16$ 150 $\sqrt{\quad}$ 2300</p> | | | | 66#GBZ18a $\Phi 10@100$ | | $\Phi 10$: 300x550 $\Phi 10$: 300x650 $\Phi 10$: L320 $\Phi 10$: L570 $\Phi 10$: L670 |
| | |  <p>1: $\Phi 16$ 150 $\sqrt{\quad}$ 2300 2: $\Phi 16$ 150 $\sqrt{\quad}$ 2900</p> | | | | 67#GBZ10 $\Phi 10@100$ | | $\Phi 10$: 250x400 $\Phi 10$: 300x600 $\Phi 10$: L320 $\Phi 10$: L420 $\Phi 10$: L620 |
| | |  <p>1: $\Phi 12$ 150 $\sqrt{\quad}$ 4500 $\sqrt{\quad}$ 144 2: $\Phi 12$ 150 $\sqrt{\quad}$ 2400 3: $\Phi 12$ 150 $\sqrt{\quad}$ 1800</p> | | | | 68#GBZ11 $\Phi 8@200$ | | $\Phi 8$: 200x450 $\Phi 8$: 150x500 $\Phi 8$: L170 $\Phi 8$: L220 |
| | |  <p>1: $\Phi 12$ 150 $\sqrt{\quad}$ 4500 $\sqrt{\quad}$ 144</p> | | | | 69#GBZ2 $\Phi 8@200$ | | $\Phi 8$: 150x350 $\Phi 8$: L170 |
| | |  <p>1: $\Phi 12$ 150 $\sqrt{\quad}$ 4500 $\sqrt{\quad}$ 144</p> | | | | 70#GBZ2 $\Phi 8@200$ | | $\Phi 8$: 150x350 $\Phi 8$: L170 |

张 钢筋配料表

项目名称：塘尾2-4

部位：基础_柱插筋

| 序号 | 构件名称 | 钢筋简图 | 级直 别径 | 根件 数*数 | 总 根数 | 下料 (cm) | 重量 (kg) | 备 注 |
|----|------|---|----------|-----------|---------|-----------------------|------------|---|
| | |  <p style="text-align: center;">1: $\Phi 12$ 150 \lrcorner 4500 \lrcorner 144</p> | | | | 71#GBZ1 $\Phi 8@200$ | |  <p style="text-align: right;"> $\Phi 8$: 100x350 $\Phi 8$: L120 </p> |
| | |  <p style="text-align: center;"> 1: $\Phi 12$ 150 \lrcorner 5900 \lrcorner 144 2: $\Phi 12$ 150 \lrcorner 3800 3: $\Phi 12$ 150 \lrcorner 3200 </p> | | | | 72#GBZ8 $\Phi 8@200$ | |  <p style="text-align: right;"> $\Phi 8$: 150x450 $\Phi 8$: 150x680 $\Phi 8$: L170 </p> |
| | |  <p style="text-align: center;"> 1: $\Phi 12$ 150 \lrcorner 5900 \lrcorner 144 2: $\Phi 12$ 150 \lrcorner 3800 3: $\Phi 12$ 150 \lrcorner 3200 </p> | | | | 73#GBZ11 $\Phi 8@200$ | |  <p style="text-align: right;"> $\Phi 8$: 200x450 $\Phi 8$: 150x500 $\Phi 8$: L170 $\Phi 8$: L220 </p> |
| | |  <p style="text-align: center;">1: $\Phi 12$ 150 \lrcorner 5900 \lrcorner 144</p> | | | | 74#GBZ4 $\Phi 8@200$ | |  <p style="text-align: right;"> $\Phi 8$: 150x500 $\Phi 8$: L170 </p> |
| | |  <p style="text-align: center;"> 1: $\Phi 12$ 150 \lrcorner 5900 \lrcorner 144 2: $\Phi 12$ 150 \lrcorner 3200 3: $\Phi 12$ 150 \lrcorner 3800 </p> | | | | 75#GBZ16 $\Phi 8@200$ | |  <p style="text-align: right;"> $\Phi 8$: 150x450 $\Phi 8$: 150x1200 $\Phi 8$: L170 </p> |

张 钢筋配料表

项目名称：塘尾2-4

部位：基础_柱插筋

| 序号 | 构件名称 | 钢筋简图 | 级直 别径 | 根件 数*数 | 总 根数 | 下料 (cm) | 重量 (kg) | 备注 |
|----|------|---|----------|-----------|---------|------------|------------|----|
| | | <p>1: $\Phi 12$ 150 $\sqrt{\quad}$ 5900 $\sqrt{\quad}$ 144 2: $\Phi 12$ 150 $\sqrt{\quad}$ 3800 3: $\Phi 12$ 150 $\sqrt{\quad}$ 3200</p> | | | | | | |
| | | <p>1: $\Phi 12$ 150 $\sqrt{\quad}$ 5900 $\sqrt{\quad}$ 144 2: $\Phi 12$ 150 $\sqrt{\quad}$ 3800 3: $\Phi 12$ 150 $\sqrt{\quad}$ 3200</p> | | | | | | |
| | | <p>1: $\Phi 16$ 150 $\sqrt{\quad}$ 2400 2: $\Phi 16$ 150 $\sqrt{\quad}$ 3000 3: $\Phi 16$ 150 $\sqrt{\quad}$ 5100 $\sqrt{\quad}$ 192</p> | | | | | | |
| | | <p>1: $\Phi 18$ 150 $\sqrt{\quad}$ 4100 $\sqrt{\quad}$ 216 2: $\Phi 16$ 150 $\sqrt{\quad}$ 4100 $\sqrt{\quad}$ 216</p> | | | | | | |

张 钢筋配料表

项目名称：塘尾2-4

部位：基础_柱插筋

| 序号 | 构件名称 | 钢筋简图 | 级直 别径 | 根件 数*数 | 总 根数 | 下料 (cm) | 重量 (kg) | 备 注 |
|----|------|------|----------|-----------|---------|------------------------|------------|--|
| | | | | | | 80#GBZ5 $\Phi 8@200$ | | $\Phi 8$: 300x350 $\Phi 8$: L320 $\Phi 8$: L370 |
| | | | | | | 81#GBZ5 $\Phi 8@200$ | | $\Phi 8$: 300x350 $\Phi 8$: L320 $\Phi 8$: L370 |
| | | | | | | 82#RFZ2 $\Phi 12@150$ | | $\Phi 12$: 200x550 $\Phi 12$: L220 |
| | | | | | | 83#RFZ2 $\Phi 12@150$ | | $\Phi 12$: 200x550 $\Phi 12$: L220 |
| | | | | | | 84#GBZ27 $\Phi 10@100$ | | $\Phi 10$: 450x550 $\Phi 10$: 300x800 $\Phi 10$: L320 $\Phi 10$: L470 $\Phi 10$: L570 $\Phi 10$: L820 |

张 钢筋配料表

项目名称：塘尾2-4

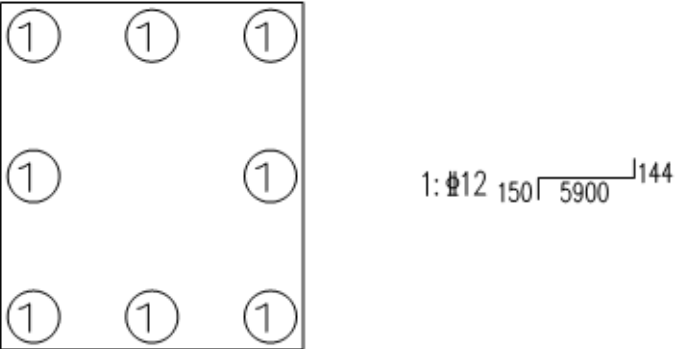
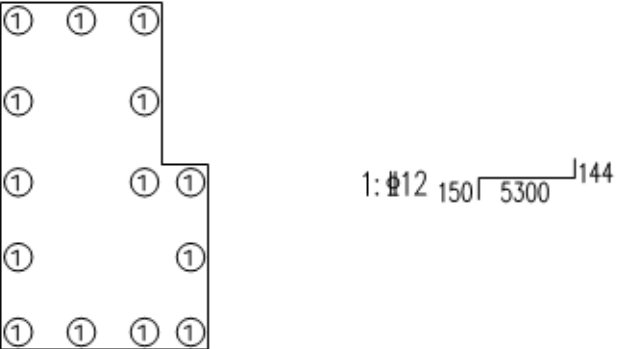
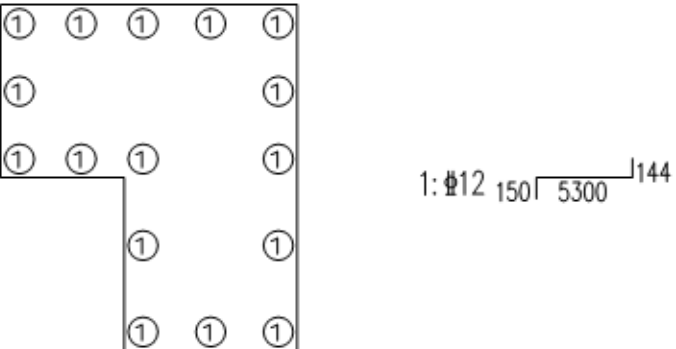
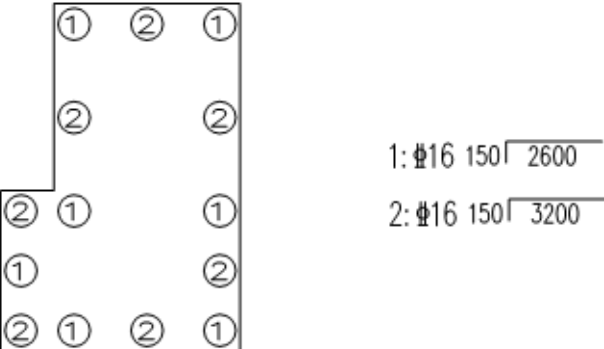
部位：基础_柱插筋

| 序号 | 构件名称 | 钢筋简图 | 级直 别径 | 根件 数*数 | 总 根数 | 下料 (cm) | 重量 (kg) | 备 注 |
|----|------|---|----------|-----------|---------|------------------------|------------|--|
| | | <p>1: $\Phi 12$ 150 5100 144</p> | | | | 85#GBZ5 $\Phi 8@200$ | | $\Phi 8$: 300x350 $\Phi 8$: L320 $\Phi 8$: L370 |
| | | <p>1: $\Phi 16$ 150 4100 192</p> | | | | 86#RFZ9 $\Phi 8@100$ | | $\Phi 16$: 450x800 $\Phi 8$: L170 $\Phi 8$: L470 $\Phi 8$: L820 |
| | | <p>1: $\Phi 16$ 150 5600 192</p> | | | | 87#GBZ27 $\Phi 10@100$ | | $\Phi 10$: 450x550 $\Phi 10$: 300x800 $\Phi 10$: L320 $\Phi 10$: L470 $\Phi 10$: L570 $\Phi 10$: L820 |
| | | <p>1: $\Phi 12$ 150 5600 144</p> | | | | 88#GBZ5 $\Phi 8@200$ | | $\Phi 8$: 300x350 $\Phi 8$: L320 $\Phi 8$: L370 |
| | | <p>1: $\Phi 12$ 150 5900 144</p> | | | | 89#GBZ18 $\Phi 8@200$ | | $\Phi 8$: 300x550 $\Phi 8$: 300x650 $\Phi 8$: L320 $\Phi 8$: L570 $\Phi 8$: L670 |

张 钢筋配料表

项目名称：塘尾2-4

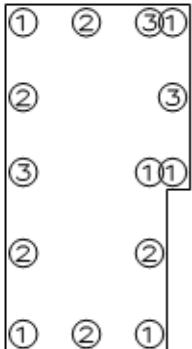
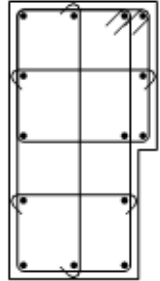
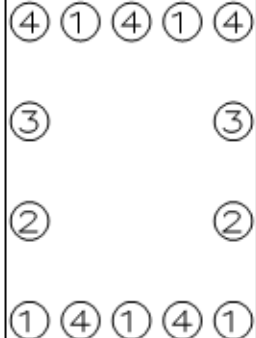
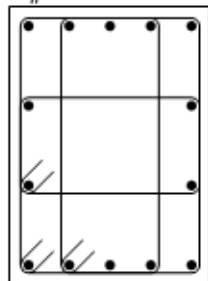
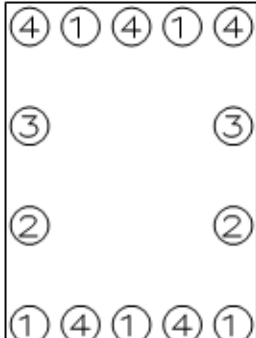
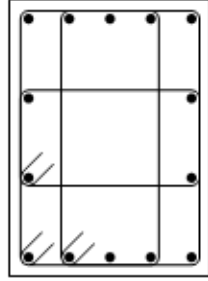
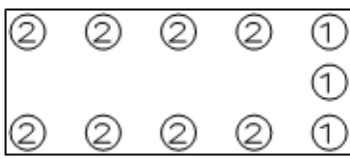
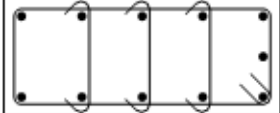
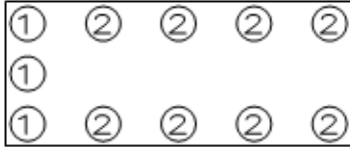
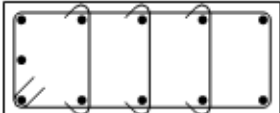
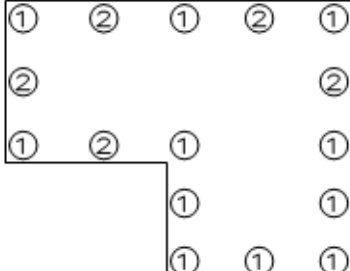
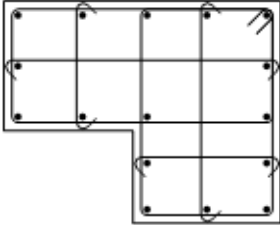
部位：基础_柱插筋

| 序号 | 构件名称 | 钢筋简图 | 级直 别径 | 根件 数*数 | 总 根数 | 下料 (cm) | 重量 (kg) | 备 注 |
|----|------|---|----------|-----------|---------|------------------------|------------|--|
| | |  | | | | 90#GBZ5 $\Phi 8@200$ | | $\Phi 8$: 300x350 $\Phi 8$: L320 $\Phi 8$: L370 |
| | |  | | | | 91#GBZ15 $\Phi 8@200$ | | $\Phi 8$: 350x400 $\Phi 8$: 300x700 $\Phi 8$: L320 $\Phi 8$: L420 $\Phi 8$: L720 |
| | |  | | | | 92#GBZ18 $\Phi 8@200$ | | $\Phi 8$: 300x550 $\Phi 8$: 300x650 $\Phi 8$: L320 $\Phi 8$: L570 $\Phi 8$: L670 |
| | |  | | | | 93#GBZ10 $\Phi 10@100$ | | $\Phi 10$: 250x400 $\Phi 10$: 300x600 $\Phi 10$: L320 $\Phi 10$: L420 $\Phi 10$: L620 |

张 钢筋配料表

项目名称：塘尾2-4

部位：基础_柱插筋

| 序号 | 构件名称 | 钢筋简图 | 级直 别径 | 根件 数*数 | 总 根数 | 下料 (cm) | 重量 (kg) | 备 注 |
|----|------|---|----------|-----------|---------|-------------------------|------------|--|
| | |  <p>1: $\Phi 16$ 150 $\overline{5300}$ \downarrow192 2: $\Phi 16$ 150 $\overline{3200}$ 3: $\Phi 16$ 150 $\overline{2600}$</p> | | | | 94#GBZ13a $\Phi 10@100$ | |  <p>$\Phi 10$: 300x700 $\Phi 10$: 350x350 $\Phi 10$: L320 $\Phi 10$: L370 $\Phi 10$: L720</p> |
| | |  <p>1: $\Phi 25$ 150 $\overline{4100}$ \downarrow300 2: $\Phi 16$ 150 $\overline{4100}$ \downarrow192 3: $\Phi 16$ 150 $\overline{4100}$ \downarrow300 4: $\Phi 25$ 150 $\overline{4100}$ \downarrow192</p> | | | | 95#RFZ1 $\Phi 10@100$ | |  <p>$\Phi 10$: 200x350 $\Phi 10$: 200x500 $\Phi 10$: 350x500</p> |
| | |  <p>1: $\Phi 25$ 150 $\overline{4100}$ \downarrow300 2: $\Phi 16$ 150 $\overline{4100}$ \downarrow192 3: $\Phi 16$ 150 $\overline{4100}$ \downarrow300 4: $\Phi 25$ 150 $\overline{4100}$ \downarrow192</p> | | | | 96#RFZ1 $\Phi 10@100$ | |  <p>$\Phi 10$: 200x350 $\Phi 10$: 200x500 $\Phi 10$: 350x500</p> |
| | |  <p>1: $\Phi 16$ 150 $\overline{4100}$ \downarrow192 2: $\Phi 12$ 150 $\overline{4100}$ \downarrow192</p> | | | | 97#RFZ2 $\Phi 12@150$ | |  <p>$\Phi 12$: 200x550 $\Phi 12$: L220</p> |
| | |  <p>1: $\Phi 16$ 150 $\overline{4100}$ \downarrow192 2: $\Phi 12$ 150 $\overline{4100}$ \downarrow192</p> | | | | 98#RFZ2 $\Phi 12@150$ | |  <p>$\Phi 12$: 200x550 $\Phi 12$: L220</p> |
| | |  <p>1: $\Phi 16$ 150 $\overline{5000}$ \downarrow192 2: $\Phi 16$ 150 $\overline{2900}$</p> | | | | 99#GBZ14a $\Phi 10@100$ | |  <p>$\Phi 10$: 350x550 $\Phi 10$: 300x700 $\Phi 10$: L320 $\Phi 10$: L370 $\Phi 10$: L570 $\Phi 10$: L720</p> |

张 钢筋配料表

项目名称：塘尾2-4

部位：基础_柱插筋

| 序号 | 构件名称 | 钢筋简图 | 级直 别径 | 根件 数*数 | 总 根数 | 下料 (cm) | 重量 (kg) | 备 注 |
|----|------|--|----------|-----------|---------|------------|------------|---|
| | | | | | | | | |
| | | <p>1: $\Phi 16$ 150 2300</p> <p>2: $\Phi 16$ 150 5000 ¹⁹²</p> <p>3: $\Phi 16$ 150 2900</p> | | | | | | |
| | | <p>100#GBZ7 $\Phi 10@100$</p> | | | | | | <p>$\Phi 10$: 350x400</p> <p>$\Phi 10$: L370</p> <p>$\Phi 10$: L420</p> |
| | | | | | | | | |
| | | <p>1: $\Phi 16$ 150 5000 ¹⁹²</p> <p>2: $\Phi 16$ 150 2900</p> <p>3: $\Phi 16$ 150 2300</p> | | | | | | |
| | | <p>101#GBZ18a $\Phi 10@100$</p> | | | | | | <p>$\Phi 10$: 300x550</p> <p>$\Phi 10$: 300x650</p> <p>$\Phi 10$: L320</p> <p>$\Phi 10$: L570</p> <p>$\Phi 10$: L670</p> |