



钢筋配料表

编号:A157

栋号: 荣泰御园6#楼

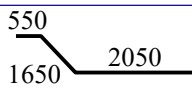
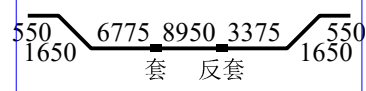
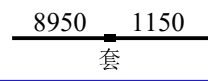
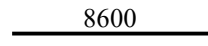
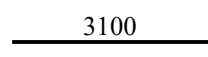
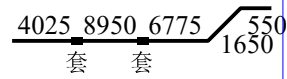
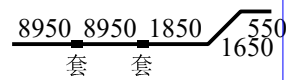
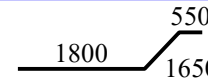
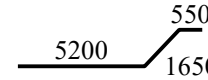
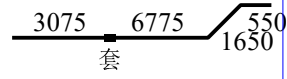
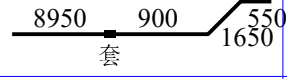
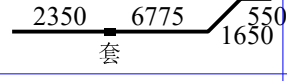
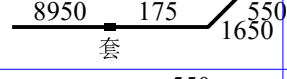
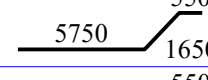
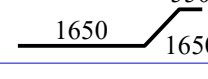
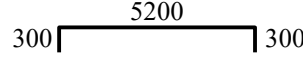
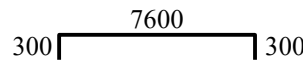
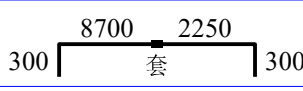
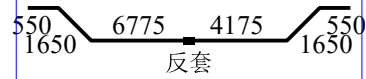
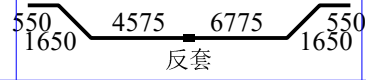
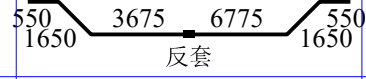
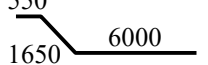
部位: 基础 筏板

构件名称	级直 别径	钢筋简图	下料 (mm)	根件 数*数	总 根数	重量 (kg)	备注
下层筋							
X1#	Φ25		9000 650	2	2	74.31	@200[60°]
X2#	Φ25		3880 8950	3	3	148.19	@200[60°] 总长10400
	Φ25		8950 3880	3	3	148.19	@200[60°] 总长10400
X3#	Φ25		6380 8950 8950	7	7	654.35	@200[60°] 总长22100
	Φ25		8950 8950 6380	7	7	654.35	@200[60°] 总长22100
X4#	Φ25		7600 8950*2 8950	3	3	397.90	@200 总长34200
	Φ25		8950 8950*2 7600	3	3	397.90	@200 总长34200
X5#	Φ25		1280 8950*4 8950	1	1	177.22	@200[60°] 总长43600
	Φ25		8950 8950*3 8940 1290	1	1	177.22	@200[60°] 总长43600
X6#	Φ25		2500 8950 8950	5	5	392.70	@200 总长20150
	Φ25		8950 8950 2500	6	6	471.24	@200 总长20150
X7#	Φ25		7750	6	6	179.02	@200
X8#	Φ25		8950	3	3	103.37	@200
X9#	Φ25		7250	12	12	334.95	@200
X10#	Φ25		5950	12	12	274.89	@200
X11#	Φ25		4150	5	5	79.89	@200

审核:

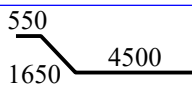
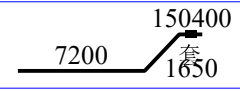
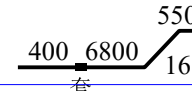
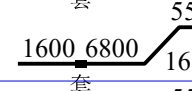
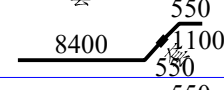
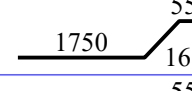
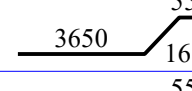
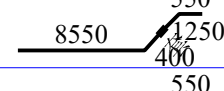
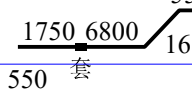
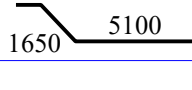
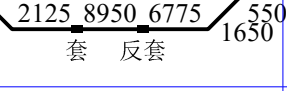
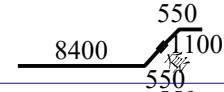
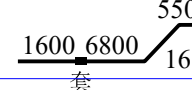
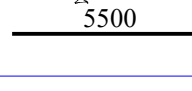
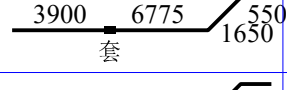
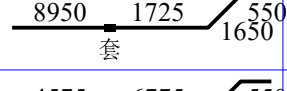
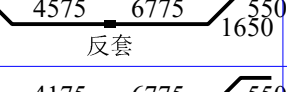
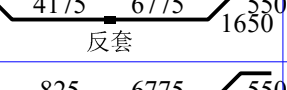
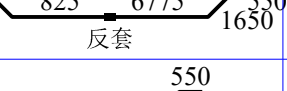
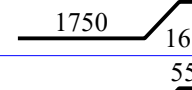
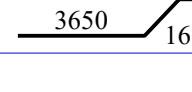
翻样:

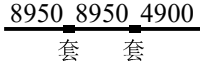
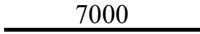
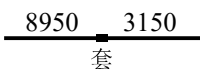
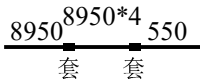
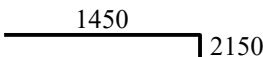
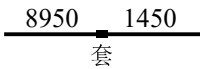
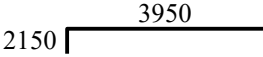
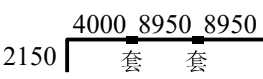
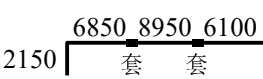
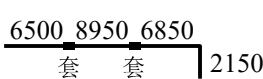
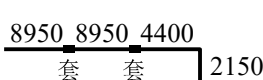
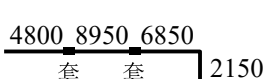
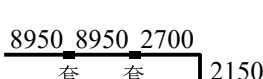
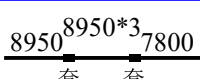
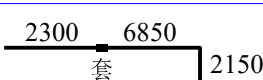
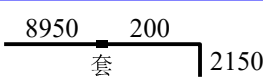
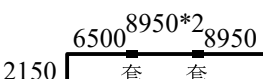
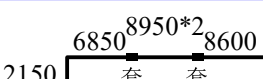
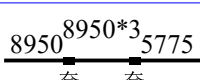
第 1 页,共18页 2020/4/19 星期日 15:28

构件名称	级直别径	钢筋简图	下料 (mm)	根件 数*数	总 根数	重量 (kg)	备注
X12#	Φ25		4230	4	4	65.14	@200[60°]
X13#	Φ25		8950 8950 5550	4	4	361.13	@200[60°] 总长19100
X14#	Φ25		8950 1150	10	10	388.85	@200 总长10100
X15#	Φ25		8600	24	24	794.64	@200
X16#	Φ25		3100	14	14	167.09	@200
X17#	Φ25		4030 8950 8950	8	8	675.44	@200[60°] 总长19750
	Φ25		8950 8950 4030	9	9	759.87	@200[60°] 总长19750
X18#	Φ25		3980	2	2	30.65	@200[60°]
X19#	Φ25		7380	12	12	340.96	@200[60°]
X20#	Φ25		3080 8950	4	4	185.26	@200[60°] 总长9850
	Φ25		8950 3080	5	5	231.58	@200[60°] 总长9850
X21#	Φ25		2350 8950	8	8	348.04	@200[60°] 总长9125
	Φ25		8950 2350	8	8	348.04	@200[60°] 总长9125
X22#	Φ25		7930	6	6	183.18	@200[60°]
Y	Φ25		3830	6	6	88.47	@200[60°]
Y23#	Φ25		5700	9	9	197.50	@200
Y24#	Φ25		8100	6	6	187.11	@200
Y25#	Φ25		8950 2500	8	8	352.66	@200 总长10950
Y26#	Φ25		8950 6350	3	3	176.71	@200[60°] 总长10950
Y27#	Φ25		6750 8950	9	9	544.01	@200[60°] 总长11350
Y28#	Φ25		5850 8950	4	4	227.92	@200[60°] 总长10450
Y29#	Φ25		8180	14	14	440.90	@200[60°]

审核:

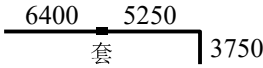
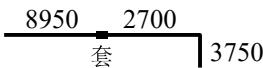
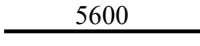
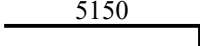
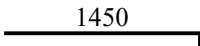
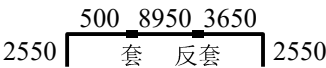


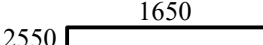
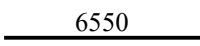
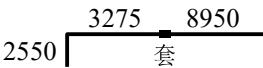
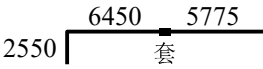
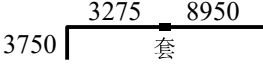
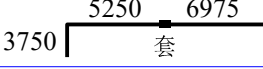
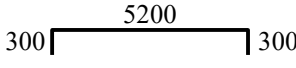
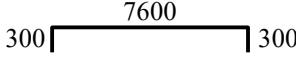
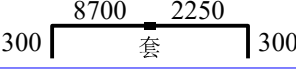
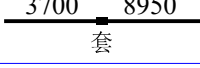
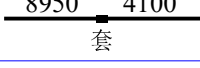
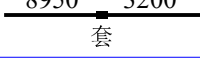
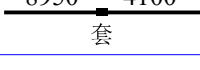

翻样:

构件名称	级直别径	钢筋简图	下料 (mm)	根件 数*数	总 根数	重量 (kg)	备注
Y30#	Φ25		6680	8	8	205.74	@200[60°]
Y31#	Φ25		8980 400	3	3	108.34	@200[60°]
	Φ25		400 8980	3	3	108.34	
Y32#	Φ25		1600 8980	15	15	610.99	@200[60°]
	Φ25		8940 1640	14	14	570.26	
Y33#	Φ25		3930	27	27	408.52	@200[60°]
Y34#	Φ25		5830	4	4	89.78	@200[60°]
Y35#	Φ25		8940 1790	13	13	537.04	@200[60°]
	Φ25		1750 8980	14	14	578.35	
Y36#	Φ25		7280	28	28	784.78	@200[60°]
Y37#	Φ25		4300 8950 8950	7	7	598.29	@200[60°] 总长17850
Y38#	Φ25		8940 1640	18	18	733.19	@200[60°]
	Φ25		1600 8980	18	18	733.19	
Y39#	Φ25		5500	7	7	148.22	@200
Y40#	Φ25		3900 8950	12	12	593.67	@200[60°] 总长10675
	Φ25		8950 3900	12	12	593.67	@200[60°] 总长10675
Y41#	Φ25		6750 8950	4	4	241.78	@200[60°] 总长11350
Y42#	Φ25		6350 8950	13	13	765.76	@200[60°] 总长10950
Y43#	Φ25		3000 8950	4	4	184.03	@200[60°] 总长7600
Y44#	Φ25		3930	28	28	423.65	@200[60°]
Y45#	Φ25		5830	3	3	67.34	@200[60°]
上层筋							

构件名称	级直 别径	钢筋简图	下料 (mm)	根件 数*数	总 根数	重量 (kg)	备 注
X1#	Φ25		8950 8950 4900	14	14	1228.9 2	@200 总长22800
X2#	Φ25		7000	2	2	53.90	@200
X3#	Φ25		8950 3150	6	6	279.51	@200 总长12100
X4#	Φ25		8950 8950*4 550	19	19	3313.6 9	@200 总长45300
X5#	Φ25		3550	2	2	27.33	@200
X6#	Φ25		8950 1450	6	6	240.24	@200 总长10400
X7#	Φ25		6050	2	2	46.58	@200
X8#	Φ25		6100 8950 8950	3	3	277.20	@200 总长21900
	Φ25		8950 8950 6100	4	4	369.60	@200 总长21900
X9#	Φ25		6500 8950 8950	1	1	93.94	@200 总长22300
	Φ25		8950 8950 6500	1	1	93.94	@200 总长22300
X10#	Φ25		4800 8950 8950	3	3	262.18	@200 总长20600
	Φ25		8950 8950 4800	2	2	174.79	@200 总长20600
X11#	Φ25		8950 8950*3 7800	3	3	503.58	@200 总长43600
X12#	Φ25		2300 8950	2	2	86.62	@200 总长9150
	Φ25		8950 2300	3	3	129.94	@200 总长9150
X13#	Φ25		8600 8950*2 8950	2	2	272.96	@200 总长33350
	Φ25		8950 8950*2 8600	3	3	409.45	@200 总长33350
X14#	Φ25		8950 8950*3 5780	6	6	960.50	@200 总长41575

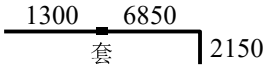
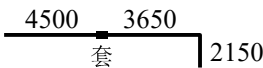
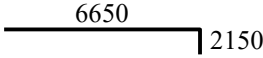
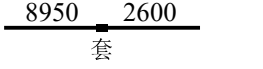
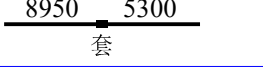
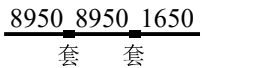
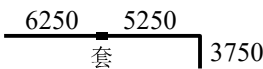
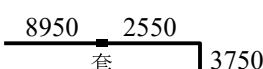
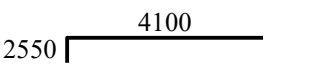
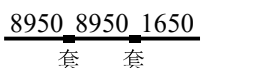
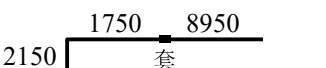
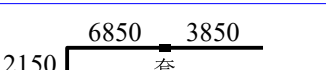
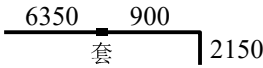
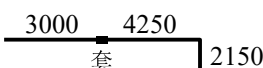
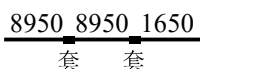
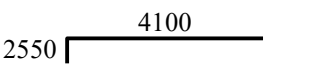
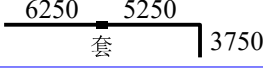
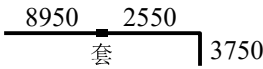
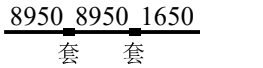
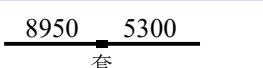
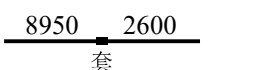
审核:

翻样:

构件名称	级直径	钢筋简图	下料 (mm)	根件 数*数	总 根数	重量 (kg)	备注
X15#	Φ25		6400 8950	3	3	177.29	@200 总长11650
	Φ25		8950 6400	3	3	177.29	@200 总长11650
X16#	Φ25		5600	5	5	107.80	@200
X17#	Φ25		7650	3	3	88.36	@200
X18#	Φ25		3950	10	10	152.07	@200
X19#	Φ25		3000 8950 6150	12	12	836.22	@200 总长13100
X20#	Φ25		3300 8950 5850	6	6	418.11	@200 总长13100
X21#	Φ25		8950 8950 2900	17	17	1361.3 6	@200 总长20800
X22#	Φ25		4150	10	10	159.77	@200
X23#	Φ25		6550	6	6	151.30	@200
X24#	Φ25		5780 8950	1	1	56.71	@200 总长12225
	Φ25		8950 5780	1	1	56.71	@200 总长12225
X25#	Φ25		6980 8950	3	3	183.99	@200 总长12225
	Φ25		8950 6980	3	3	183.99	@200 总长12225
Y1#	Φ25		5700	9	9	197.50	@200
Y2#	Φ25		8100	6	6	187.11	@200
Y3#	Φ25		8950 2500	6	6	264.49	@200 总长10950
Y4#	Φ25		3700 8950	5	5	243.51	@200 总长12650
Y5#	Φ25		8950 4100	9	9	452.18	@200 总长13050
Y6#	Φ25		8950 3200	13	13	608.11	@200 总长12150
Y7#	Φ25		8950 4100	3	3	150.73	@200 总长13050
Y8#	Φ25		5900	5	5	113.57	@200

审核:

翻样:

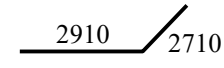
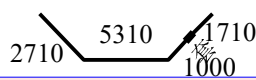
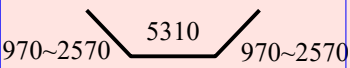
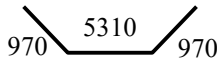
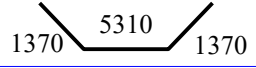
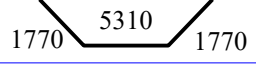
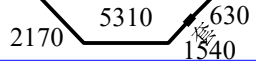
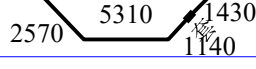
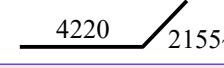
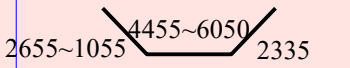

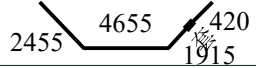
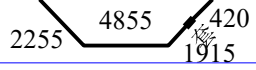
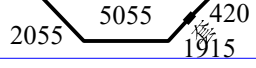
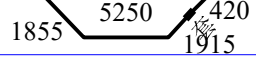
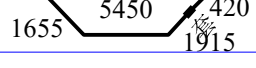
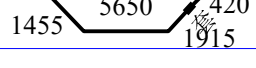
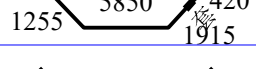
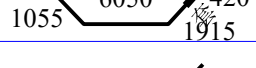
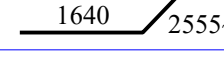
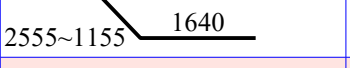
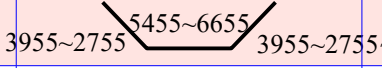
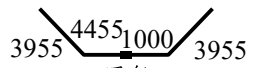
构件名称	级直径	钢筋简图	下料 (mm)	根 数*数	总 根数	重量 (kg)	备注
Y9#	Φ25		1300 8950	1	1	39.46	@200 总长8150
	Φ25		4500 5750	1	1	39.46	@200 总长8150
Y10#	Φ25		8750	3	3	101.06	@200
Y11#	Φ25		8950 2600	5	5	222.34	@200 总长11550
Y12#	Φ25		8950 5300	5	5	274.31	@200 总长14250
Y13#	Φ25		8950 8950 1650	4	4	301.07	@200 总长19550
Y14#	Φ25		6250 8950	5	5	292.60	@200 总长11500
	Φ25		8950 6250	6	6	351.12	@200 总长11500
Y15#	Φ25		6600	11	11	279.51	@200
Y16#	Φ25		8950 8950 1650	27	27	2032.2 2	@200 总长19550
Y17#	Φ25		3850 8950	3	3	147.84	@200 总长10700
	Φ25		8950 3850	2	2	98.56	@200 总长10700
Y18#	Φ25		6350 3000	2	2	71.99	@200 总长7250
	Φ25		3000 6350	3	3	107.99	@200 总长7250
Y19#	Φ25		8950 8950 1650	34	34	2559.0 9	@200 总长19550
Y20#	Φ25		6600	11	11	279.51	@200
Y21#	Φ25		6250 8950	5	5	292.60	@200 总长11500
	Φ25		8950 6250	6	6	351.12	@200 总长11500
Y22#	Φ25		8950 8950 1650	4	4	301.07	@200 总长19550
Y23#	Φ25		8950 5300	5	5	274.31	@200 总长14250
Y24#	Φ25		8950 2600	6	6	266.80	@200 总长11550

构件名称	级直径	钢筋简图	下料 (mm)	根件 数*数	总 根数	重量 (kg)	备注
Y25#	Φ25		8950 3630	2	2	96.87	@200 总长12575
Y26#	Φ25		8950 5130	3	3	162.62	@200 总长14075
Y27#	Φ25		5980 8950	4	4	229.92	@200 总长12825
	Φ25		8950 5980	4	4	229.92	@200 总长12825
Y28#	Φ25		8950 5130	12	12	650.50	@200 总长14075
Y29#	Φ25		8950 4100	4	4	200.97	@200 总长13050
Y30#	Φ25		8950 3700	13	13	633.13	@200 总长12650
Y31#	Φ25		8950 350	4	4	143.22	@200 总长9300
电梯基坑中 间墙	Φ12		4200	12*2	24	89.51	@200
	Φ12		3100	16*2	32	88.09	@200
9轴基坑							
X11#	Φ25		5468 ~3868	9	9	161.75	△200mm,60°
X12#	Φ25		10568 ~8967	0	0	0.00	△200mm,60°
X12#	Φ25		9000 1570	1	1	40.69	1#60°
	Φ25		9000 1370	1	1	39.92	2#60°
	Φ25		9000 1170	1	1	39.15	3#60°
	Φ25		9000 970	1	1	38.38	4#60°
	Φ25		9000 770	1	1	37.61	5#60°
	Φ25		9000 570	1	1	36.84	6#60°
	Φ25		9000 370	1	1	36.07	7#60°
	Φ25		9000 170	1	1	35.30	8#60°
	Φ25		8970	1	1	34.53	9#60°
X13#	Φ25		5468 ~3868	9	9	161.75	△200mm,60°

审核:

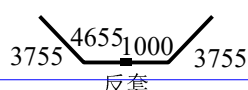
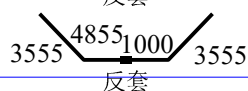
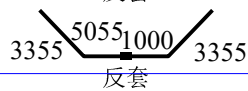
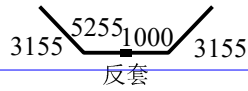
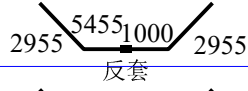
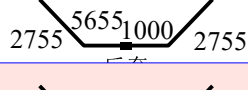
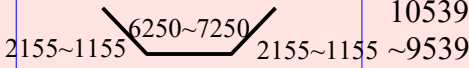
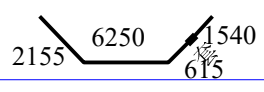
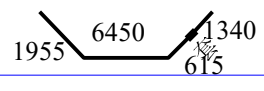
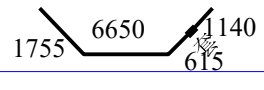
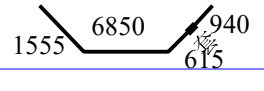
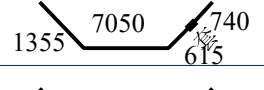
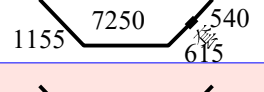
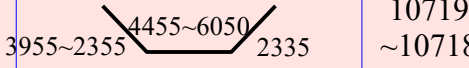
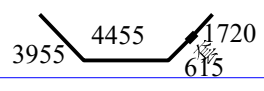
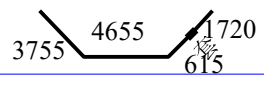
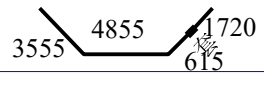
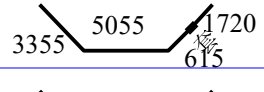
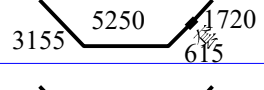
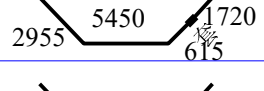
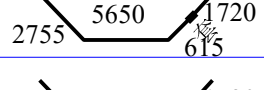
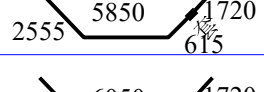
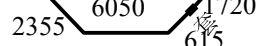
翻样:

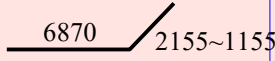
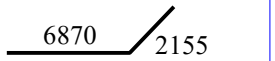
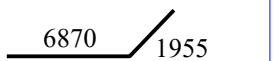
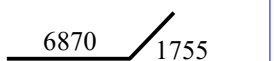

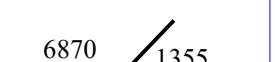
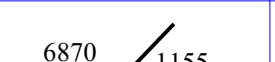
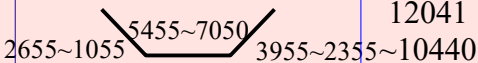
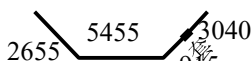
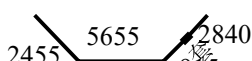


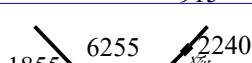
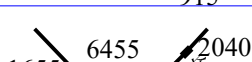
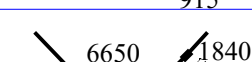
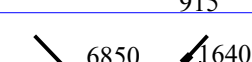



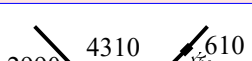



第 7 页,共18页 2020/4/19 星期日 15:28

构件名称	级直别径	钢筋简图	下料 (mm)	根件 数*数	总 根数	重量 (kg)	备注
X14#	Φ25		5610	28	28	604.76	60°
X15#	Φ25		9000 1710	6	6	247.40	60°
X16#	Φ25		7225 ~10425	0	0	0.00	△800mm,60°
X16#	Φ25		7230	1	1	27.84	1#60°
	Φ25		8030	1	1	30.92	2#60°
	Φ25		8830	1	1	34.00	3#60°
	Φ25		9000 630	1	1	37.08	4#60°
	Φ25		9000 1430	1	1	40.16	5#60°
X17#	Φ25		6364 ~5364	6	6	135.46	△200mm,60°
X18#	Φ25		9420 ~9419	0	0	0.00	△0mm,60°
X18#	Φ25		9000 420	1	1	36.27	1#60°
	Φ25		9000 420	1	1	36.27	2#60°
	Φ25		9000 420	1	1	36.27	3#60°
	Φ25		9000 420	1	1	36.27	4#60°
	Φ25		9000 420	1	1	36.27	5#60°
	Φ25		9000 420	1	1	36.27	6#60°
	Φ25		9000 420	1	1	36.27	7#60°
	Φ25		9000 420	1	1	36.27	8#60°
	Φ25		9000 420	1	1	36.27	9#60°
X19#	Φ25		4184 ~2784	8	8	107.31	△200mm,60°
X20#	Φ25		4184 ~2784	8	8	107.31	△200mm,60°
X21#	Φ25		13340 ~12140	0	0	0.00	△200mm,60°
X21#	Φ25		8400 4940	1	1	51.36	1#60°

审核:

反套
翻样:

构件名称	级直径	钢筋简图	下料 (mm)	根件 数*数	总 根数	重量 (kg)	备注
	Φ25		8400 4740	1	1	50.59	2#60°
	Φ25		8400 4540	1	1	49.82	3#60°
	Φ25		8400 4340	1	1	49.05	4#60°
	Φ25		8400 4140	1	1	48.28	5#60°
	Φ25		8400 3940	1	1	47.51	6#60°
	Φ25		8400 3740	1	1	46.74	7#60°
X22#	Φ25		10539 ~9539	0	0	0.00	△200mm,60°
X22#	Φ25		9000 1540	1	1	40.58	1#60°
	Φ25		9000 1340	1	1	39.81	2#60°
	Φ25		9000 1140	1	1	39.04	3#60°
	Φ25		9000 940	1	1	38.27	4#60°
	Φ25		9000 740	1	1	37.50	5#60°
	Φ25		9000 540	1	1	36.73	6#60°
X23#	Φ25		10719 ~10718	0	0	0.00	△0mm,60°
X23#	Φ25		9000 1720	1	1	41.27	1#60°
	Φ25		9000 1720	1	1	41.27	2#60°
	Φ25		9000 1720	1	1	41.27	3#60°
	Φ25		9000 1720	1	1	41.27	4#60°
	Φ25		9000 1720	1	1	41.27	5#60°
	Φ25		9000 1720	1	1	41.27	6#60°
	Φ25		9000 1720	1	1	41.27	7#60°
	Φ25		9000 1720	1	1	41.27	8#60°
	Φ25		9000 1720	1	1	41.27	9#60°

构件名称	级直径	钢筋简图	下料 (mm)	根件 数*数	总 根数	重量 (kg)	备注
X24#	Φ25		9014 ~8014	0	0	0.00	△200mm,60°
X24#	Φ25		9010	1	1	34.69	1#60°
	Φ25		8810	1	1	33.92	2#60°
	Φ25		8610	1	1	33.15	3#60°
	Φ25		8410	1	1	32.38	4#60°
	Φ25		8210	1	1	31.61	5#60°
	Φ25		8010	1	1	30.84	6#60°
X25#	Φ25		12041 ~10440	0	0	0.00	△200mm,60°
X25#	Φ25		9000 3040	1	1	46.35	1#60°
	Φ25		9000 2840	1	1	45.58	2#60°
	Φ25		9000 2640	1	1	44.81	3#60°
	Φ25		9000 2440	1	1	44.04	4#60°
	Φ25		9000 2240	1	1	43.27	5#60°
	Φ25		9000 2040	1	1	42.50	6#60°
	Φ25		9000 1840	1	1	41.73	7#60°
	Φ25		9000 1640	1	1	40.96	8#60°
	Φ25		9000 1440	1	1	40.19	9#60°
X26#	Φ25		9000 1720	23	23	949.26	60°
X27#	Φ25		9610 ~10411	0	0	0.00	△400mm,60°
X27#	Φ25		9000 610	1	1	37.00	1#60°
	Φ25		9000 1010	1	1	38.54	2#60°
	Φ25		9000 1410	1	1	40.08	3#60°
X28#	Φ25		9000 420	2	2	72.53	60°

审核:

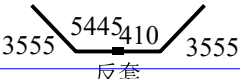
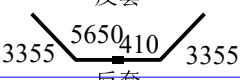
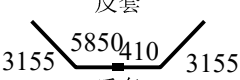
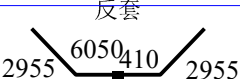
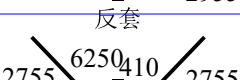
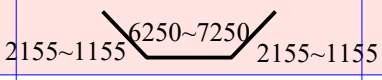
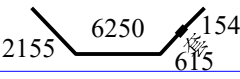
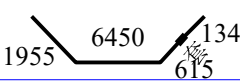

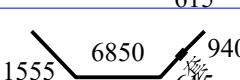
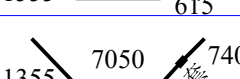
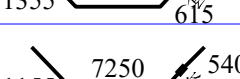
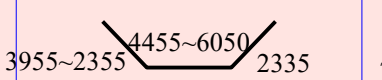
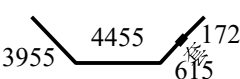
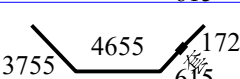
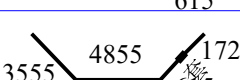
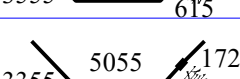
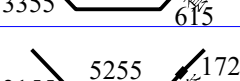
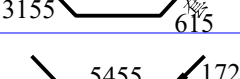
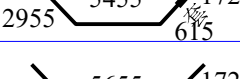
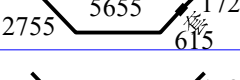
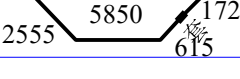
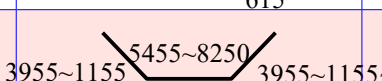
翻样:

构件名称	级直径	钢筋简图	下料 (mm)	根件 数*数	总 根数	重量 (kg)	备注
X29#	Φ25		8990 4480	10	10	518.59	60°
X30#	Φ25		12271 ~13072	0	0	0.00	△400mm,60°
X30#	Φ25		9000 3270	1	1	47.24	1#60°
	Φ25		9000 3670	1	1	48.78	2#60°
	Φ25		2690 6710 3670	1	1	50.32	3#60°
X31#	Φ25		9000 3180	10	10	468.93	60°
X32#	Φ25		8444 ~7443	0	0	0.00	△200mm,60°
X32#	Φ25		8440	1	1	32.49	1#60°
	Φ25		8240	1	1	31.72	2#60°
	Φ25		8040	1	1	30.95	3#60°
	Φ25		7840	1	1	30.18	4#60°
	Φ25		7640	1	1	29.41	5#60°
	Φ25		7440	1	1	28.64	6#60°
X33#	Φ25		5926 ~4926	6	6	125.34	△200mm,60°
X34#	Φ25		4276 ~3276	6	6	87.23	△200mm,60°
X35#	Φ25		8444 ~7443	6	6	183.49	△200mm,60°
X36#	Φ25		4420	7	7	119.12	60°
X37#	Φ25		8216 ~7416	3	3	90.27	△400mm,60°
X38#	Φ25		8580	12	12	396.40	60°
X39#	Φ25		6070	15	15	350.54	60°
X40#	Φ25		8516 ~7316	4	4	121.91	△400mm,60°
X41#	Φ25		8580	3	3	99.10	60°

构件名称	级直 别径	钢筋简图	下料 (mm)	根件 数*数	总 根数	重量 (kg)	备注
17轴基坑							
X42#	Φ25		10539 ~9539	0	0	0.00	△200mm,60°
X42#	Φ25		9000 1540	1	1	40.58	1#60°
	Φ25		9000 1340	1	1	39.81	2#60°
	Φ25		9000 1140	1	1	39.04	3#60°
	Φ25		9000 940	1	1	38.27	4#60°
	Φ25		9000 740	1	1	37.50	5#60°
	Φ25		9000 540	1	1	36.73	6#60°
X43#	Φ25		10719 ~10718	0	0	0.00	△0mm,60°
X43#	Φ25		9000 1720	1	1	41.27	1#60°
	Φ25		9000 1720	1	1	41.27	2#60°
	Φ25		9000 1720	1	1	41.27	3#60°
	Φ25		9000 1720	1	1	41.27	4#60°
	Φ25		9000 1720	1	1	41.27	5#60°
	Φ25		9000 1720	1	1	41.27	6#60°
	Φ25		9000 1720	1	1	41.27	7#60°
	Φ25		9000 1720	1	1	41.27	8#60°
	Φ25		9000 1720	1	1	41.27	9#60°
X44#	Φ25		4184 ~2784	8	8	107.31	△200mm,60°
X45#	Φ25		4184 ~2784	8	8	107.31	△200mm,60°
X46#	Φ25		13340 ~12140	0	0	0.00	△200mm,60°
X46#	Φ25		8990 4350	1	1	51.36	1#60°
	Φ25		8990 4150	1	1	50.59	2#60°

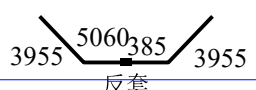
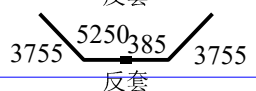
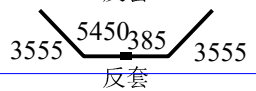
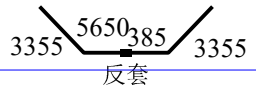
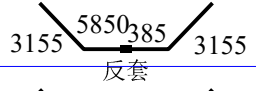
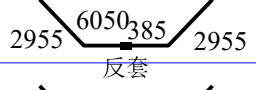
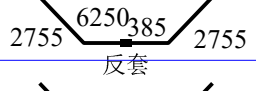
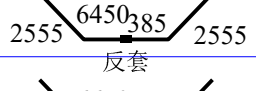
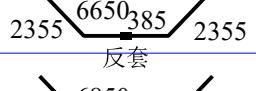
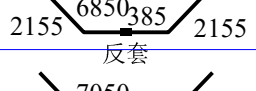
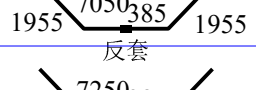
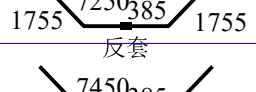
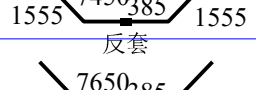
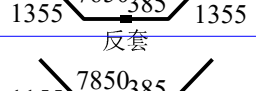
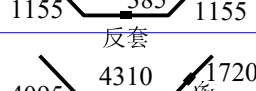
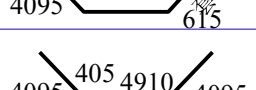
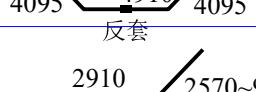
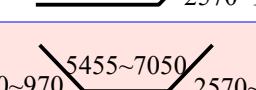

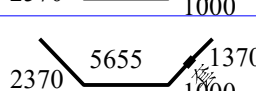
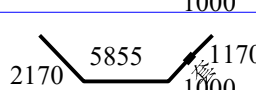
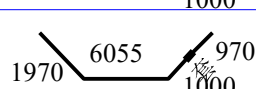
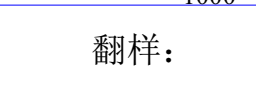
审核:

翻样:

构件名称	级直径	钢筋简图	下料 (mm)	根件 数*数	总 根数	重量 (kg)	备注
	Φ25		8990 3950	1	1	49.82	3#60°
	Φ25		8990 3750	1	1	49.05	4#60°
	Φ25		8990 3550	1	1	48.28	5#60°
	Φ25		8990 3350	1	1	47.51	6#60°
	Φ25		8990 3150	1	1	46.74	7#60°
X47#	Φ25		10539 ~9539	0	0	0.00	△200mm,60°
X47#	Φ25		9000 1540	1	1	40.58	1#60°
	Φ25		9000 1340	1	1	39.81	2#60°
	Φ25		9000 1140	1	1	39.04	3#60°
	Φ25		9000 940	1	1	38.27	4#60°
	Φ25		9000 740	1	1	37.50	5#60°
	Φ25		9000 540	1	1	36.73	6#60°
X48#	Φ25		10719 ~10718	0	0	0.00	△0mm,60°
X48#	Φ25		9000 1720	1	1	41.27	1#60°
	Φ25		9000 1720	1	1	41.27	2#60°
	Φ25		9000 1720	1	1	41.27	3#60°
	Φ25		9000 1720	1	1	41.27	4#60°
	Φ25		9000 1720	1	1	41.27	5#60°
	Φ25		9000 1720	1	1	41.27	6#60°
	Φ25		9000 1720	1	1	41.27	7#60°
	Φ25		9000 1720	1	1	41.27	8#60°
	Φ25		9000 1720	1	1	41.27	9#60°
X49#	Φ25		13340 ~10539	0	0	0.00	△200mm,60°

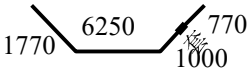
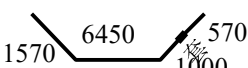

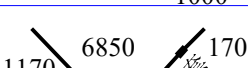
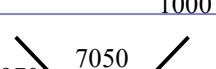
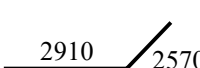
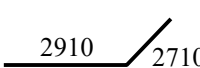
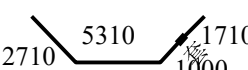
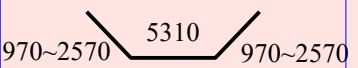
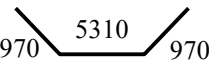


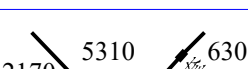
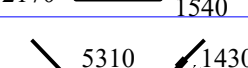
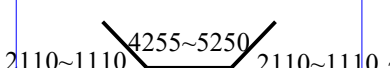
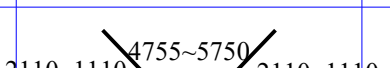
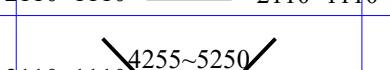
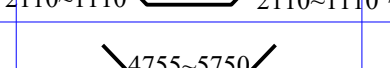

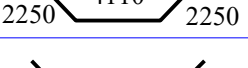
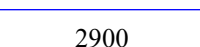
审核:

翻样:

构件名称	级直别径	钢筋简图	下料 (mm)	根件 数*数	总 根数	重量 (kg)	备 注
X49#	Φ25		9000 4330	1	1	51.32	1#60°
	Φ25		8990 4130	1	1	50.51	2#60°
	Φ25		8990 3930	1	1	49.74	3#60°
	Φ25		8990 3730	1	1	48.97	4#60°
	Φ25		8990 3530	1	1	48.20	5#60°
	Φ25		8990 3330	1	1	47.43	6#60°
	Φ25		8990 3130	1	1	46.66	7#60°
	Φ25		8990 2930	1	1	45.89	8#60°
	Φ25		8990 2730	1	1	45.12	9#60°
	Φ25		8990 2530	1	1	44.35	10#60°
	Φ25		8990 2330	1	1	43.58	11#60°
	Φ25		8990 2130	1	1	42.81	12#60°
	Φ25		8990 1930	1	1	42.04	13#60°
	Φ25		8990 1730	1	1	41.27	14#60°
	Φ25		8990 1530	1	1	40.50	15#60°
X50#	Φ25		9000 1720	28	28	1155.6 2	60°
X51#	Φ25		4490 8990	23	23	1193.6 5	60°
X52#	Φ25		5468 ~3868	9	9	161.75	△200mm,60°
X53#	Φ25		10568 ~8967	0	0	0.00	△200mm,60°
X53#	Φ25		9000 1570	1	1	40.69	1#60°
	Φ25		9000 1370	1	1	39.92	2#60°
	Φ25		9000 1170	1	1	39.15	3#60°
	Φ25		9000 970	1	1	38.38	4#60°

审核:

翻样:

构件名称	级直径	钢筋简图	下料 (mm)	根件 数*数	总 根数	重量 (kg)	备注
	Φ25		9000 770	1	1	37.61	5#60°
	Φ25		9000 570	1	1	36.84	6#60°
	Φ25		9000 370	1	1	36.07	7#60°
	Φ25		9000 170	1	1	35.30	8#60°
	Φ25		8970	1	1	34.53	9#60°
X54#	Φ25		5468 ~3868	9	9	161.75	△200mm,60°
X55#	Φ25		5610	28	28	604.76	60°
X56#	Φ25		9000 1710	6	6	247.40	60°
X57#	Φ25		7225 ~10425	0	0	0.00	△800mm,60°
X57#	Φ25		7230	1	1	27.84	1#60°
	Φ25		8030	1	1	30.92	2#60°
	Φ25		8830	1	1	34.00	3#60°
	Φ25		9000 630	1	1	37.08	4#60°
	Φ25		9000 1430	1	1	40.16	5#60°
12~14轴基坑							
X58#	Φ25		8444 ~7443	6	6	183.49	△200mm,60°
X59#	Φ25		8944 ~7943	6	6	195.04	△200mm,60°
X60#	Φ25		8444 ~7443	6	6	183.49	△200mm,60°
X61#	Φ25		8944 ~7943	6	6	195.04	△200mm,60°
X62#	Φ25		8580	24	24	792.79	60°
X63#	Φ25		9000 80	22	22	769.08	60°
6轴基坑封边							
	Φ25		2900	34	34	379.61	

构件名称	级直 别径	钢筋简图	下料 (mm)	根件 数*数	总 根数	重量 (kg)	备注
12~14轴基坑封边							
	Φ25		2900	20	20	223.30	
	Φ25		3400	17	17	222.53	
电梯基坑封边							
	Φ25		4650	12*2	24	429.66	@200
	Φ25		4100	49*2	98	1546.93	@200
	Φ25		3100	12*2	24	286.44	@200
	Φ25		5750	16*2	32	708.40	@200
	Φ25		3100	12*2	24	286.44	@200
筏板斜坡封边, 按实际尺寸下料							
1#	Φ25		23100 ~21800	0	0	0.00	△260mm,@200[60°] 总长19100
1#	Φ25		8980 9000 5130	1	1	88.97	1#@200[60°] 总长19100
	Φ25		8750 9000 5100	1	1	87.97	2#@200[60°] 总长19100
	Φ25		8520 9000 5070	1	1	86.97	3#@200[60°] 总长19100
	Φ25		8290 9000 5040	1	1	85.97	4#@200[60°] 总长19100
	Φ25		8060 9000 5010	1	1	84.97	5#@200[60°] 总长19100
	Φ25		7830 9000 4980	1	1	83.97	6#@200[60°] 总长19100
2#	Φ25		3775 ~2625	6	6	73.92	△230mm,
3#	Φ25		3775 ~2625	6	6	73.92	△230mm,
4#	Φ25		7775 ~6625	6	6	166.32	△230mm,
5#	Φ25		6175 ~5025	6	6	129.36	△230mm,

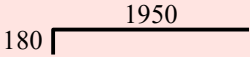
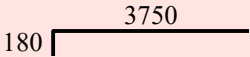
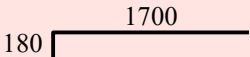
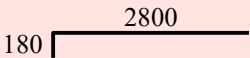
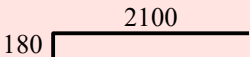
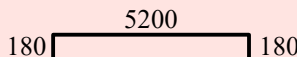
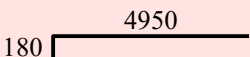
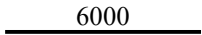
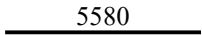
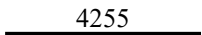
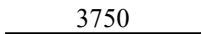
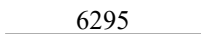

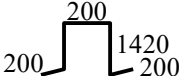
审核:

翻样:

构件名称	级直径	钢筋简图	下料 (mm)	根件 数*数	总 根数	重量 (kg)	备注
6#	Φ25		11715 ~10415	0	0	0.00	△260mm,
6#	Φ25		8960 2760	1	1	45.12	1#
	Φ25		8730 2730	1	1	44.12	2#
	Φ25		8500 2700	1	1	43.12	3#
	Φ25		8270 2670	1	1	42.12	4#
	Φ25		8040 2640	1	1	41.12	5#
	Φ25		7810 2610	1	1	40.12	6#
7#	Φ25		6225 ~5075	6	6	130.51	△230mm,
8#	Φ25		3725 ~2575	6	6	72.76	△230mm,
9#	Φ25		24025 ~22875	0	0	0.00	△230mm,
9#	Φ25		9000 9000 6030	1	1	92.52	1#
	Φ25		9000 9000 5800	1	1	91.63	2#
	Φ25		9000 9000 5570	1	1	90.74	3#
	Φ25		9000 9000 5340	1	1	89.86	4#
	Φ25		9000 9000 5110	1	1	88.97	5#
	Φ25		9000 9000 4880	1	1	88.09	6#
10#	Φ25		8400	6	6	194.04	
11#	Φ25		3975 ~2825	6	6	78.54	△230mm,
12#	Φ25		4400	6	6	101.64	
13#	Φ25		4525 ~3375	6	6	91.24	△230mm,
	Φ12		1870	104	104	172.70	@200

审核:

翻样:

构件名称	级直径	钢筋简图	下料 (mm)	根件 数*数	总 根数	重量 (kg)	备注
14#	Φ12		2110	7	7	13.12	@200
15#	Φ12		3910	7	7	24.30	@200
16#	Φ12		1860	7	7	11.56	@200
17#	Φ12		2960	7	7	18.40	@200
18#	Φ12		2260	7	7	14.05	@200
19#	Φ12		5510	7	7	34.25	@200
20#	Φ12		5110	7	7	31.76	@200
附加筋1#	Φ18		6000	39	39	468.00	@200
附加筋2#	Φ18		5580	42	42	468.72	@200
附加筋3#	Φ20		4250	11	11	115.47	@400
附加筋4#	Φ20		3750	25	25	231.56	@400
附加筋5#	Φ20		6290	45	45	699.13	@200
附加筋6#	Φ25		6800	194	194	5078.9 2	@200
	Φ25		3240	312	312	3891.8 9	@1500*1500