

天台县玉湖区块改造项目

栋号：A2区块

部位：3区柱

重量表(明细:公斤,合计:吨)

相同层数:1

分类	Φ8	Φ10	Φ12	Φ18	Φ20	Φ22	Φ25	合计
重量	438	2848	784	2539	271	247	1369	8.496

接头表(数量:个)

分类	Φ8	Φ10	Φ12	Φ18	Φ20	Φ22	Φ25	合计

说明:

- 1、班组接到料单后应核对无误后方可加工;
- 2、料表中大样为虚线的表示现场实量;
- 3、料表中标记颜色(打印有底色)的部分,表示必须复核的;
- 4、后浇带甩筋后接段必须现场实量;
- 5、柱筋封顶必须实量,层高参照料表备注结合施工蓝图确定;
- 6、人防墙插筋或接筋时,务必对照图纸避开空洞,顶上弯钩朝向现浇板内;

签名:



任柳华15335096598

日期:2020年11月20日



钢筋配料表

栋号: A2区块

部位: 3区柱

构件名称	级直别径	钢筋简图	下料 (mm)	根件 数*数	总 根数	重量 (kg)	备注
1#KZ-3	Φ18		4860	12	12	116.64	插入650mm
	Φ8		2140	32	32	27.05	层高3.9m,梁0mm,下14+中9+上7+梁0+底2,@100/200
	Φ8		1540	32	32	19.47	@100/200
	Φ8		1540	32	32	19.47	@100/200
2#KZ-17	Φ22		4960	4	4	59.12	插入650mm
	Φ20		4910	12	12	145.53	插入650mm
	Φ12		3120	41	41	113.59	层高3.9m,梁0mm,+底2,@100
	Φ12		2520	41	41	91.75	@100
	Φ12		1720	82	82	125.24	@100
3#KZ-17	Φ22		4960	4	4	59.12	插入650mm
	Φ20		4910	12	12	145.53	插入650mm
	Φ12		3120	41	41	113.59	层高3.9m,梁0mm,+底2,@100
	Φ12		2520	41	41	91.75	@100
	Φ12		1720	82	82	125.24	@100
4#KZ-21	Φ18		4680	14	14	131.04	插入650mm
	Φ12		2520	32	32	71.61	层高3.9m,梁0mm,下14+中8+上8+梁0+底2,@100/200
	Φ12		1920	32	32	54.56	@100/200
	Φ12		1940	32	32	55.13	@100/200
5#KZ-3	Φ18		4860	12	12	116.64	插入650mm
	Φ8		2140	32	32	27.05	层高3.9m,梁0mm,下14+中9+上7+梁0+底2,@100/200
	Φ8		1540	32	32	19.47	@100/200

审核:

翻样: 任柳华15335096598


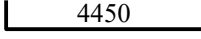



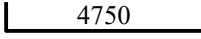



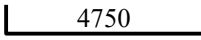



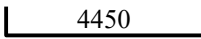



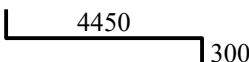



第1页,共6页 2020/11/21 0:03



钢筋配料表

栋号: A2区块

部位: 3区柱

构件名称	级直别径	钢筋简图	下料 (mm)	根件 数*数	总 根数	重量 (kg)	备注
	Φ8	200 	1540	32	32	19.47	@100/200
6#KZ-1	Φ18	270 	4680	12	12	112.32	插入650mm
	Φ10	 500	2180	41	41	55.15	层高3.9m,梁0mm,+底2,@100
	Φ10	 500	1580	41	41	39.97	@100
	Φ10	200 	1580	41	41	39.97	@100
7#KZ-1	Φ18	270 	4980	12	12	119.52	插入650mm
	Φ10	 500	2180	44	44	59.18	层高4.2m,梁0mm,+底2,@100
	Φ10	 500	1580	44	44	42.89	@100
	Φ10	200 	1580	44	44	42.89	@100
8#KZ-1	Φ18	270 	4980	12	12	119.52	插入650mm
	Φ10	 500	2180	44	44	59.18	层高4.2m,梁0mm,+底2,@100
	Φ10	 500	1580	44	44	42.89	@100
	Φ10	200 	1580	44	44	42.89	@100
9#KZ-1	Φ18	270 	4680	12	12	112.32	插入650mm
	Φ10	 500	2180	41	41	55.15	层高3.9m,梁0mm,+底2,@100
	Φ10	 500	1580	41	41	39.97	@100
	Φ10	200 	1580	41	41	39.97	@100
10#KZ-24	Φ25	375 	5030	18	18	348.58	插入650mm
	Φ8	 700	2540	41	41	41.14	层高3.9m,梁0mm,+底2,@100
	Φ8	 700	1940	41	41	31.42	@100
	Φ8	380 	1900	41	41	30.77	@100

审核:

翻样: 任柳华15335096598

第 2 页,共6页 2020/11/21 0:03



钢筋配料表

栋号: A2区块

部位: 3区柱

构件名称	级直别径	钢筋简图	下料 (mm)	根件 数*数	总 根数	重量 (kg)	备注
11#KZ-3	Φ18		4860	12	12	116.64	插入650mm
	Φ8		2140	32	32	27.05	层高3.9m,梁0mm,下14+中9+上7+梁0+底2,@100/200
	Φ8		1540	32	32	19.47	@100/200
	Φ8		1540	32	32	19.47	@100/200
12#KZ-1	Φ18		4680	12	12	112.32	插入650mm
	Φ10		2180	41	41	55.15	层高3.9m,梁0mm,+底2,@100
	Φ10		1580	41	41	39.97	@100
	Φ10		1580	41	41	39.97	@100
13#KZ-1	Φ18		4980	12	12	119.52	插入650mm
	Φ10		2180	44	44	59.18	层高4.2m,梁0mm,+底2,@100
	Φ10		1580	44	44	42.89	@100
	Φ10		1580	44	44	42.89	@100
14#KZ-1	Φ18		4980	12	12	119.52	插入650mm
	Φ10		2180	44	44	59.18	层高4.2m,梁0mm,+底2,@100
	Φ10		1580	44	44	42.89	@100
	Φ10		1580	44	44	42.89	@100
15#KZ-1	Φ18		4680	12	12	112.32	插入650mm
	Φ10		2180	41	41	55.15	层高3.9m,梁0mm,+底2,@100
	Φ10		1580	41	41	39.97	@100
	Φ10		1580	41	41	39.97	@100
16#KZ-24	Φ25		5030	18	18	348.58	插入650mm

审核:

翻样: 任柳华15335096598

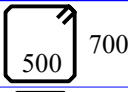
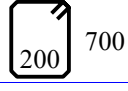
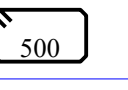
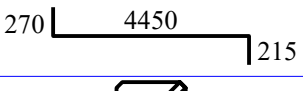
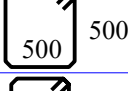
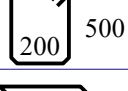
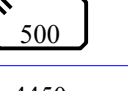

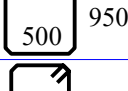
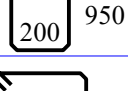
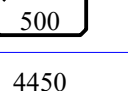

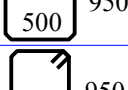
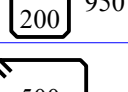
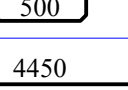

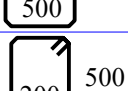
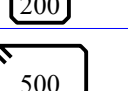
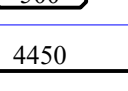


第3页,共6页 2020/11/21 0:03



钢筋配料表

栋号: A2区块

部位: 3区柱

构件名称	级直别径	钢筋简图	下料 (mm)	根件 数*数	总 根数	重量 (kg)	备注
	Φ8	 700	2540	41	41	41.14	层高3.9m,梁0mm,+底2,@100
	Φ8	 700	1940	41	41	31.42	@100
	Φ8	380  500	1900	41	41	30.77	@100
17#KZ-3	Φ18	270  4450 215	4860	12	12	116.64	插入650mm
	Φ8	 500	2140	32	32	27.05	层高3.9m,梁0mm,下14+中9+上7+梁0+底2,@100/200
	Φ8	 500	1540	32	32	19.47	@100/200
	Φ8	200  500	1540	32	32	19.47	@100/200
18#KZ-23	Φ25	375  4450 300	5030	20	20	387.31	插入650mm
	Φ10	 950	3080	41	41	77.91	层高3.9m,梁0mm,+底2,@100
	Φ10	 950	2480	41	41	62.74	@100
	Φ10	200  500	1580	82	82	79.94	@100
19#KZ-23	Φ25	375  4450 300	5030	20	20	387.31	插入650mm
	Φ10	 950	3080	41	41	77.91	层高3.9m,梁0mm,+底2,@100
	Φ10	 950	2480	41	41	62.74	@100
	Φ10	310  500	1800	82	82	91.07	@100
20#KZ-1	Φ18	270  4450 215	4860	12	12	116.64	插入650mm
	Φ10	 500	2180	41	41	55.15	层高3.9m,梁0mm,+底2,@100
	Φ10	 500	1580	41	41	39.97	@100
	Φ10	200  500	1580	41	41	39.97	@100
21#KZ-1	Φ18	270  4450 215	4860	12	12	116.64	插入650mm
	Φ10	 500	2180	41	41	55.15	层高3.9m,梁0mm,+底2,@100

审核:

翻样: 任柳华15335096598

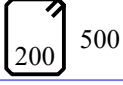
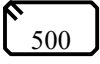
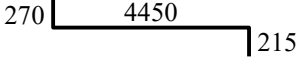


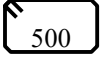
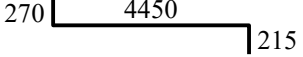


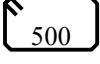
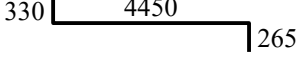
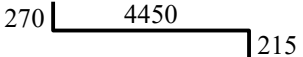


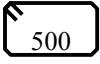
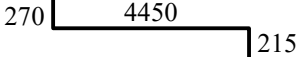


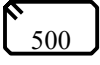
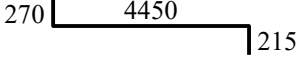

第4页,共6页 2020/11/21 0:03



钢筋配料表

栋号: A2区块

部位: 3区柱

构件名称	级直 别径	钢筋简图	下料 (mm)	根件 数*数	总 根数	重量 (kg)	备注
	Φ10	 500	1580	41	41	39.97	@100
	Φ10	200  500	1580	41	41	39.97	@100
22#KZ-1	Φ18	270  4450 215	4860	12	12	116.64	插入650mm
	Φ10	 500	2180	41	41	55.15	层高3.9m,梁0mm,+底2,@100
	Φ10	 500	1580	41	41	39.97	@100
	Φ10	200  500	1580	41	41	39.97	@100
23#KZ-1	Φ18	270  4450 215	4860	12	12	116.64	插入650mm
	Φ10	 500	2180	41	41	55.15	层高3.9m,梁0mm,+底2,@100
	Φ10	 500	1580	41	41	39.97	@100
	Φ10	200  500	1580	41	41	39.97	@100
24#KZ-7	Φ22	330  4450 265	4960	10	10	147.81	插入650mm
	Φ18	270  4450 215	4860	4	4	38.88	插入650mm
	Φ10	 500	2180	41	41	55.15	层高3.9m,梁0mm,+底2,@100
	Φ10	 500	1580	41	41	39.97	@100
	Φ10	280  500	1740	41	41	44.02	@100
25#KZ-1	Φ18	270  4450 215	4860	12	12	116.64	插入650mm
	Φ10	 500	2180	41	41	55.15	层高3.9m,梁0mm,+底2,@100
	Φ10	 500	1580	41	41	39.97	@100
	Φ10	200  500	1580	41	41	39.97	@100
26#KZ-1	Φ18	270  4450 215	4860	12	12	116.64	插入650mm
	Φ10	 500	2180	41	41	55.15	层高3.9m,梁0mm,+底2,@100

审核:

翻样: 任柳华15335096598

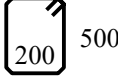

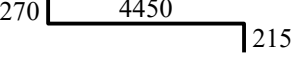



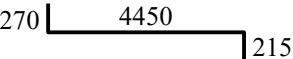



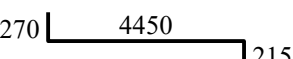



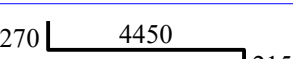



第5页,共6页 2020/11/21 0:03



钢筋配料表

栋号: A2区块

部位: 3区柱

构件名称	级直别径	钢筋简图	下料 (mm)	根件 数*数	总 根数	重量 (kg)	备注
	Φ10	 500	1580	41	41	39.97	@100
	Φ10	200  500	1580	41	41	39.97	@100
27#KZ-1	Φ18	270  4450 215	4860	12	12	116.64	插入650mm
	Φ10	 500	2180	41	41	55.15	层高3.9m,梁0mm,+底2,@100
	Φ10	 200 500	1580	41	41	39.97	@100
	Φ10	200  500	1580	41	41	39.97	@100
28#KZ-1	Φ18	270  4450 215	4860	12	12	116.64	插入650mm
	Φ10	 500	2180	41	41	55.15	层高3.9m,梁0mm,+底2,@100
	Φ10	 200 500	1580	41	41	39.97	@100
	Φ10	200  500	1580	41	41	39.97	@100
29#KZ-1	Φ18	270  4450 215	4860	12	12	116.64	插入650mm
	Φ10	 500	2180	41	41	55.15	层高3.9m,梁0mm,+底2,@100
	Φ10	 200 500	1580	41	41	39.97	@100
	Φ10	200  500	1580	41	41	39.97	@100
30#KZ-1	Φ18	270  4450 215	4860	12	12	116.64	插入650mm
	Φ10	 500	2180	41	41	55.15	层高3.9m,梁0mm,+底2,@100
	Φ10	 200 500	1580	41	41	39.97	@100
	Φ10	200  500	1580	41	41	39.97	@100