

料表编号:

- 绑扎
- 配料
- 留存

中建三局南方公司

项 目: 传音智汇广场

栋 号: 1栋三单元

部 位: 3-2区 地下室 预埋柱

重量表(明细:公斤,合计:吨)

相同层数:1

| 分类 | Φ8 | Φ10 | Φ12 | Φ14 | Φ16 | Φ18 | Φ20 | Φ22 | Φ25 | 合计 |
|----|-----|------|-----|-----|------|------|-----|------|------|--------|
| 重量 | 112 | 3479 | 428 | 487 | 1912 | 1518 | 472 | 1840 | 4491 | 14.739 |

接头表(数量:个)

| 分类 | Φ8 | Φ10 | Φ12 | Φ14 | Φ16 | Φ18 | Φ20 | Φ22 | Φ25 | 合计 |
|----|----|-----|-----|-----|-----|-----|-----|-----|-----|----|
| | | | | | | | | | | |

劳务负责人接收料单后需按施工蓝图检查并现场复核,检查无误后再行加工!
如有疑问,请及时联系翻样人员。若未按要求检查复核直接下料施工,
从而导致现场产生的返工费,误工费及材料费均由劳务自行承担!
制表:何志坚

劳务班组签字:

钢筋翻样签字:

日期: 2021年01月11日





钢筋配料表

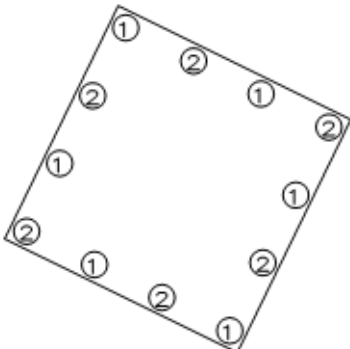
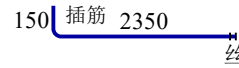



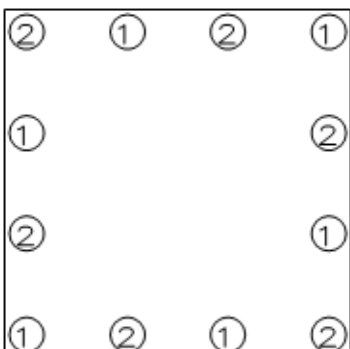


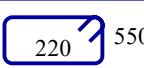

栋号: 1栋三单元

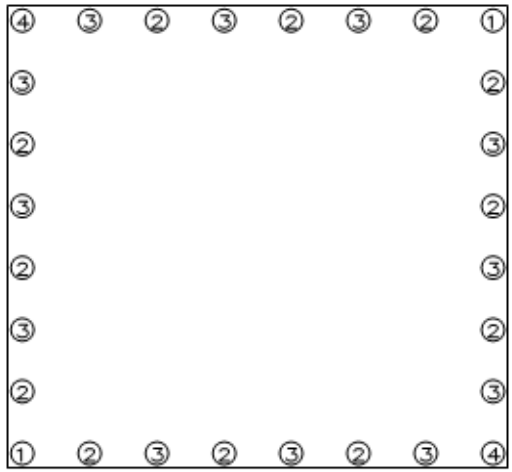
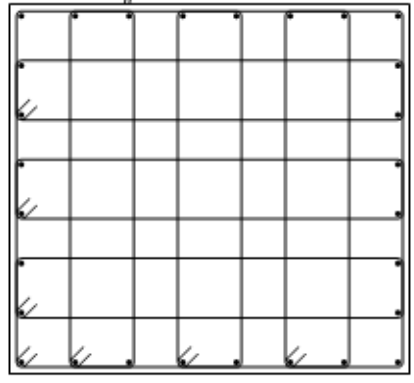

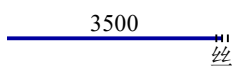
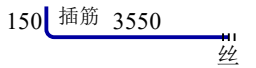
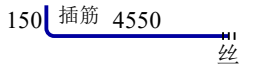
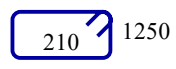
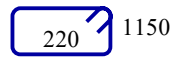

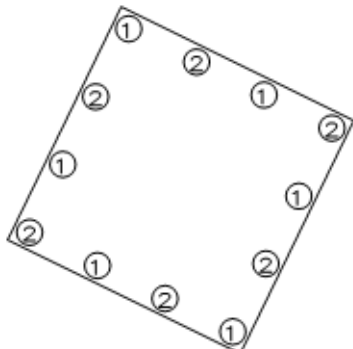
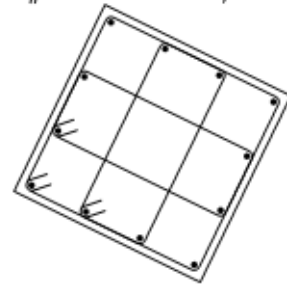
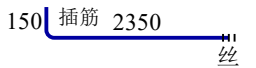
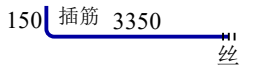
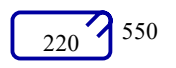
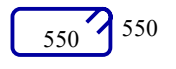
部位: 3-2区地下室预埋柱

| 构件名称 | 级直别径 | 钢筋简图 | 下料(mm) | 根件数*数 | 总根数 | 重量(kg) | 备注 | |
|--------|-----------|---|--------|-------|-----|--------|--------|--|
| 主楼预埋柱 | | | | | | | | |
| | | <p>1#KZ1c $\Phi 10@100/200$</p> <p>1: $\Phi 25$ 150 3350 $\# = 6$ 2: $\Phi 25$ 150 2350 $\# = 6$</p> <p>$\Phi 10: 220 \times 550 = 4$ $\Phi 10: 550 \times 550 = 5$</p> | | | | | | |
| 1#KZ1c | $\Phi 25$ | 150 插筋 2350 | 2450 | 6 | 6 | 56.6 | 下插1050 | |
| | $\Phi 25$ | 150 插筋 3350 | 3450 | 6 | 6 | 79.69 | 同上 | |
| | $\Phi 10$ | 220 550 | 1740 | 4 | 4 | 4.29 | | |
| | $\Phi 10$ | 550 550 | 2400 | 5 | 5 | 7.4 | | |
| | | <p>2#KZ6a $\Phi 12@100$</p> <p>1: $\Phi 25$ 150 3350 $\# = 15$ 2: $\Phi 25$ 150 2350 $\# = 15$</p> <p>$\Phi 12: 160 \times 1050 = 6$ $\Phi 12: 220 \times 1050 = 4$ $\Phi 12: 1050 \times 1050 = 5$ $\Phi 12: L1050 = 2$</p> | | | | | | |
| 2#KZ6a | $\Phi 25$ | 150 插筋 2350 | 2450 | 15 | 15 | 141.49 | 下插1050 | |
| | $\Phi 25$ | 150 插筋 3350 | 3450 | 15 | 15 | 199.24 | 同上 | |
| | $\Phi 12$ | 160 1050 | 2660 | 6 | 6 | 14.17 | | |
| | $\Phi 12$ | 220 1050 | 2780 | 4 | 4 | 9.87 | | |
| | $\Phi 12$ | 1050 1050 | 4440 | 5 | 5 | 19.71 | | |
| | $\Phi 12$ | 1050 | 1360 | 2 | 2 | 2.42 | | |

审核:

翻样:

| 构件名称 | 级直别径 | 钢筋简图 | 下料 (mm) | 根件 数*数 | 总 根数 | 重量 (kg) | 备 注 | |
|-------|-----------|---|------------|-------------------------|---------|------------|--|----|
| | |  <p>1: $\Phi 20$ 150 3350 $\# = 6$ 2: $\Phi 20$ 150 2350 $\# = 6$</p> | | 3#KZ1 $\Phi 10@100/200$ | | | $\Phi 10: 220 \times 550 = 4$ $\Phi 10: 550 \times 550 = 5$ | |
| 3#KZ1 | $\Phi 20$ |  | 2460 | 6 | 6 | 36.46 | 下插1050 | 11 |
| | $\Phi 20$ |  | 3460 | 6 | 6 | 51.28 | 同上 | 12 |
| | $\Phi 10$ |  | 1740 | 4 | 4 | 4.29 | | 13 |
| | $\Phi 10$ |  | 2400 | 5 | 5 | 7.4 | | 14 |
| | |  <p>1: $\Phi 20$ 150 3350 $\# = 6$ 2: $\Phi 20$ 150 2350 $\# = 6$</p> | | 4#KZ1 $\Phi 10@100/200$ | | | $\Phi 10: 220 \times 550 = 4$ $\Phi 10: 550 \times 550 = 5$ | |
| 4#KZ1 | $\Phi 20$ |  | 2460 | 6 | 6 | 36.46 | 下插1050 | 15 |
| | $\Phi 20$ |  | 3460 | 6 | 6 | 51.28 | 同上 | 16 |
| | $\Phi 10$ |  | 1740 | 4 | 4 | 4.29 | | 17 |
| | $\Phi 10$ |  | 2400 | 5 | 5 | 7.4 | | 18 |

| 构件名称 | 级直别径 | 钢筋简图 | 下料 (mm) | 根件 数*数 | 总 根数 | 重量 (kg) | 备 注 | |
|--------|-----------|---|------------|-----------|---------|------------|--|----|
| | |  <p>1: $\Phi 25$ $150 \sqrt{4550} \# = 2$ 2: $\Phi 25$ $2500 \# = 12$ 3: $\Phi 25$ $3500 \# = 12$ 4: $\Phi 25$ $150 \sqrt{3550} \# = 2$</p> | | | | | <p>5#KZ8 $\Phi 12 @ 100$</p>  <p>$\Phi 12: 210 \times 1250 = 6$ $\Phi 12: 220 \times 1150 = 6$ $\Phi 12: 1150 \times 1250 = 5$</p> | |
| 5#KZ8 | $\Phi 25$ |  | 2500 | 12 | 12 | 115.5 | 下插1200 | 19 |
| | $\Phi 25$ |  | 3500 | 12 | 12 | 161.7 | 同上 | 20 |
| | $\Phi 25$ |  | 3650 | 2 | 2 | 28.1 | 下插2250 | 21 |
| | $\Phi 25$ |  | 4650 | 2 | 2 | 35.8 | 同上 | 22 |
| | $\Phi 12$ |  | 3160 | 6 | 6 | 16.84 | | 23 |
| | $\Phi 12$ |  | 2980 | 6 | 6 | 15.88 | | 24 |
| | $\Phi 12$ |  | 5040 | 5 | 5 | 22.38 | | 25 |
| | |  <p>1: $\Phi 22$ $150 \sqrt{3350} \# = 6$ 2: $\Phi 22$ $150 \sqrt{2350} \# = 6$</p> | | | | | <p>6#KZ1a $\Phi 10 @ 100/200$</p>  <p>$\Phi 10: 220 \times 550 = 4$ $\Phi 10: 550 \times 550 = 5$</p> | |
| 6#KZ1a | $\Phi 22$ |  | 2460 | 6 | 6 | 43.98 | 下插1050 | 26 |
| | $\Phi 22$ |  | 3460 | 6 | 6 | 61.86 | 同上 | 27 |
| | $\Phi 10$ |  | 1740 | 4 | 4 | 4.29 | | 28 |
| | $\Phi 10$ |  | 2400 | 5 | 5 | 7.4 | | 29 |

审核:

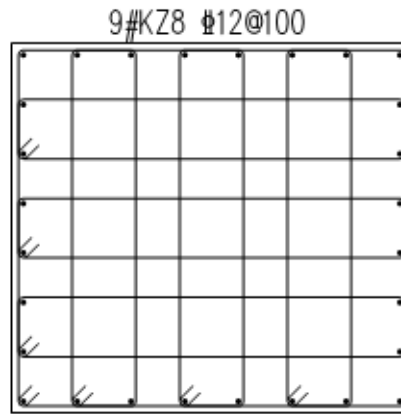
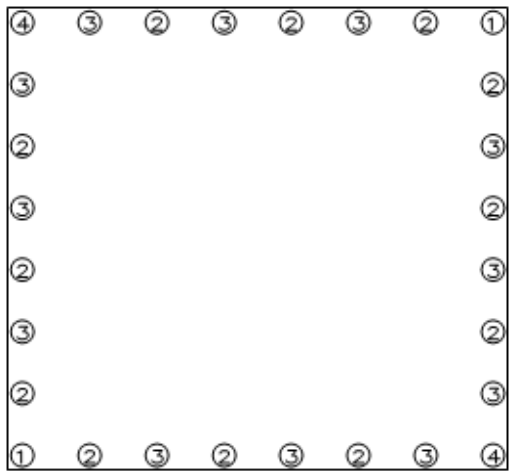
翻样:

| 构件名称 | 级直别径 | 钢筋简图 | 下料 (mm) | 根件 数*数 | 总 根数 | 重量 (kg) | 备 注 | |
|--|-----------|------|------------|-----------|---------|------------|--------|----|
| <div style="display: flex; justify-content: space-between;"> <div style="width: 30%;"> <p>④ ③ ② ③ ② ③ ② ① ③ ② ③ ② ③ ② ③ ① ② ③ ② ③ ② ③ ④</p> <p>1: $\Phi 25$ $150 \sqrt{4550} \# = 2$ 2: $\Phi 25$ $2500 \# = 12$ 3: $\Phi 25$ $3500 \# = 12$ 4: $\Phi 25$ $150 \sqrt{3550} \# = 2$</p> </div> <div style="width: 30%; text-align: center;"> <p>7#KZ8 $\Phi 12 @ 100$</p> </div> <div style="width: 30%; text-align: right;"> <p>$\Phi 12: 210 \times 1250 = 6$ $\Phi 12: 220 \times 1150 = 6$ $\Phi 12: 1150 \times 1250 = 5$</p> </div> </div> | | | | | | | | |
| 7#KZ8 | $\Phi 25$ | | 2500 | 12 | 12 | 115.5 | 下插1200 | 30 |
| | $\Phi 25$ | | 3500 | 12 | 12 | 161.7 | 同上 | 31 |
| | $\Phi 25$ | | 3650 | 2 | 2 | 28.1 | 下插2250 | 32 |
| | $\Phi 25$ | | 4650 | 2 | 2 | 35.8 | 同上 | 33 |
| | $\Phi 12$ | | 3160 | 6 | 6 | 16.84 | | 34 |
| | $\Phi 12$ | | 2980 | 6 | 6 | 15.88 | | 35 |
| | $\Phi 12$ | | 5040 | 5 | 5 | 22.38 | | 36 |
| <div style="display: flex; justify-content: space-between;"> <div style="width: 30%;"> <p>④ ③ ② ③ ② ③ ② ① ③ ② ③ ② ③ ② ③ ① ② ③ ② ③ ② ③ ④</p> <p>1: $\Phi 25$ $150 \sqrt{4550} \# = 2$ 2: $\Phi 25$ $2500 \# = 12$ 3: $\Phi 25$ $3500 \# = 12$ 4: $\Phi 25$ $150 \sqrt{3550} \# = 2$</p> </div> <div style="width: 30%; text-align: center;"> <p>8#KZ8 $\Phi 12 @ 100$</p> </div> <div style="width: 30%; text-align: right;"> <p>$\Phi 12: 210 \times 1250 = 6$ $\Phi 12: 220 \times 1150 = 6$ $\Phi 12: 1150 \times 1250 = 5$</p> </div> </div> | | | | | | | | |
| 8#KZ8 | $\Phi 25$ | | 2500 | 12 | 12 | 115.5 | 下插1200 | 37 |
| | $\Phi 25$ | | 3500 | 12 | 12 | 161.7 | 同上 | 38 |

审核:

翻样:

| 构件名称 | 级直别径 | 钢筋简图 | 下料 (mm) | 根件 数*数 | 总 根数 | 重量 (kg) | 备 注 | |
|------|------|------------|------------|-----------|---------|------------|--------|----|
| | Φ25 | 150插筋 3550 | 3650 | 2 | 2 | 28.1 | 下插2250 | 39 |
| | Φ25 | 150插筋 4550 | 4650 | 2 | 2 | 35.8 | 同上 | 40 |
| | Φ12 | 210 1250 | 3160 | 6 | 6 | 16.84 | | 41 |
| | Φ12 | 220 1150 | 2980 | 6 | 6 | 15.88 | | 42 |
| | Φ12 | 1150 1250 | 5040 | 5 | 5 | 22.38 | | 43 |



Φ12: 210x1250=6
Φ12: 220x1150=6
Φ12: 1150x1250=5




1: Φ25 150 | 4550 $\#$ = 2 2: Φ25 2500 $\#$ = 12 3: Φ25 3500 $\#$ = 12 4: Φ25 150 | 3550 $\#$ = 2

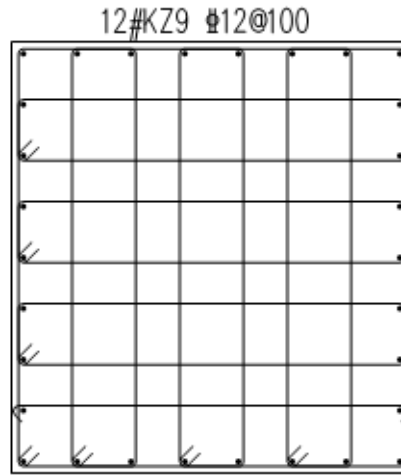
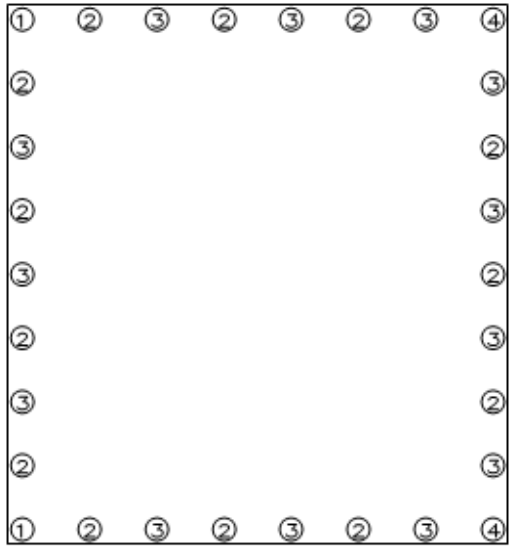
| | | | | | | | | |
|-------|-----|------------|------|----|----|-------|--------|----|
| 9#KZ8 | Φ25 | 2500 | 2500 | 12 | 12 | 115.5 | 下插1200 | 44 |
| | Φ25 | 3500 | 3500 | 12 | 12 | 161.7 | 同上 | 45 |
| | Φ25 | 150插筋 3550 | 3650 | 2 | 2 | 28.1 | 下插2250 | 46 |
| | Φ25 | 150插筋 4550 | 4650 | 2 | 2 | 35.8 | 同上 | 47 |
| | Φ12 | 210 1250 | 3160 | 6 | 6 | 16.84 | | 48 |
| | Φ12 | 220 1150 | 2980 | 6 | 6 | 15.88 | | 49 |
| | Φ12 | 1150 1250 | 5040 | 5 | 5 | 22.38 | | 50 |

| 构件名称 | 级直径 | 钢筋简图 | 下料 (mm) | 根 数*数 | 总 根 数 | 重量 (kg) | 备 注 | |
|---|-----------|------|------------|----------|----------|------------|--------|----|
| <div style="display: flex; justify-content: space-between; align-items: flex-start;"> <div style="width: 30%;"> <p>① ② ③ ② ③ ② ① ② ② ③ ③ ② ② ③ ③ ② ② ① ② ③ ② ③ ② ①</p> <p>1: $\Phi 25$ $150 \sqrt{4550} \# = 4$ 2: $\Phi 25$ $2500 \# = 12$ 3: $\Phi 25$ $3500 \# = 8$</p> </div> <div style="width: 30%; text-align: center;"> <p>10#KZ6 $\Phi 12 @ 100$</p> </div> <div style="width: 30%;"> <p>$\Phi 12: 220 \times 1050 = 8$ $\Phi 12: 1050 \times 1050 = 5$ $\Phi 12: L1050 = 4$</p> </div> </div> | | | | | | | | |
| 10#KZ6 | $\Phi 25$ | | 2500 | 12 | 12 | 115.5 | 下插1200 | 51 |
| | $\Phi 25$ | | 3500 | 8 | 8 | 107.8 | 同上 | 52 |
| | $\Phi 25$ | | 4650 | 4 | 4 | 71.61 | 下插2250 | 53 |
| | $\Phi 12$ | | 2780 | 8 | 8 | 19.75 | | 54 |
| | $\Phi 12$ | | 4440 | 5 | 5 | 19.71 | | 55 |
| | $\Phi 12$ | | 1360 | 4 | 4 | 4.83 | | 56 |
| <div style="display: flex; justify-content: space-between; align-items: flex-start;"> <div style="width: 30%;"> <p>④ ③ ② ③ ② ③ ② ① ③ ② ③ ② ② ③ ③ ② ② ③ ① ② ③ ② ③ ② ③ ④</p> <p>1: $\Phi 25$ $150 \sqrt{4550} \# = 2$ 2: $\Phi 25$ $2500 \# = 12$ 3: $\Phi 25$ $3500 \# = 12$ 4: $\Phi 25$ $150 \sqrt{3550} \# = 2$</p> </div> <div style="width: 30%; text-align: center;"> <p>11#KZ8 $\Phi 12 @ 100$</p> </div> <div style="width: 30%;"> <p>$\Phi 12: 210 \times 1250 = 6$ $\Phi 12: 220 \times 1150 = 6$ $\Phi 12: 1150 \times 1250 = 5$</p> </div> </div> | | | | | | | | |
| 11#KZ8 | $\Phi 25$ | | 2500 | 12 | 12 | 115.5 | 下插1200 | 57 |
| | $\Phi 25$ | | 3500 | 12 | 12 | 161.7 | 同上 | 58 |
| | $\Phi 25$ | | 3650 | 2 | 2 | 28.1 | 下插2250 | 59 |
| | $\Phi 25$ | | 4650 | 2 | 2 | 35.8 | 同上 | 60 |

审核:

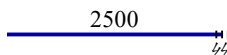
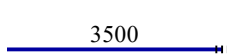






翻样:

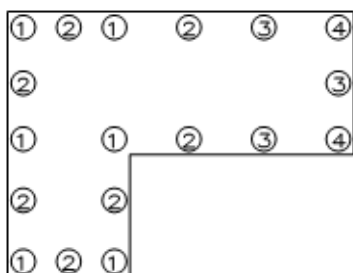
| 构件名称 | 级直别径 | 钢筋简图 | 下料 (mm) | 根件数*数 | 总根数 | 重量 (kg) | 备注 |
|------|------|---|---------|-------|-----|---------|----|
| | Φ12 |  | 3160 | 6 | 6 | 16.84 | 61 |
| | Φ12 |  | 2980 | 6 | 6 | 15.88 | 62 |
| | Φ12 |  | 5040 | 5 | 5 | 22.38 | 63 |



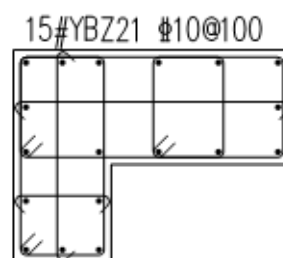
Φ12: 210x1250=6
 Φ12: 220x1350=6
 Φ12: 1250x1350=5
 Φ12: L1250=2

1: Φ25 150[√]4550[≡]=2 2: Φ25 2500[≡]=13 3: Φ25 3500[≡]=13 4: Φ25 150[√]3550[≡]=2

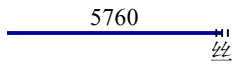
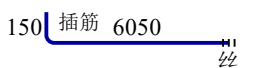
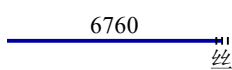
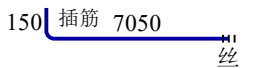
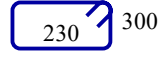


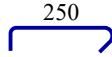


| | | | | | | | | |
|--------|-----|---|------|----|----|--------|--------|----|
| 12#KZ9 | Φ25 |  | 2500 | 13 | 13 | 125.12 | 下插1200 | 64 |
| | Φ25 |  | 3500 | 13 | 13 | 175.18 | 同上 | 65 |
| | Φ25 |  | 3650 | 2 | 2 | 28.1 | 下插2250 | 66 |
| | Φ25 |  | 4650 | 2 | 2 | 35.8 | 同上 | 67 |
| | Φ12 |  | 3160 | 6 | 6 | 16.84 | | 68 |
| | Φ12 |  | 3380 | 6 | 6 | 18.01 | | 69 |
| | Φ12 |  | 5440 | 5 | 5 | 24.15 | | 70 |
| | Φ12 |  | 1560 | 2 | 2 | 2.77 | | 71 |

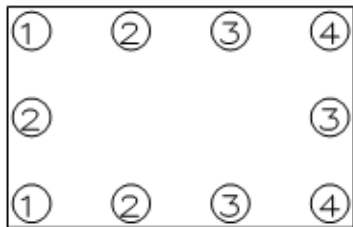


1: Φ22 150[√]7050[≡]=6
 2: Φ22 5760[≡]=7
 3: Φ22 6760[≡]=3
 4: Φ22 150[√]6050[≡]=2

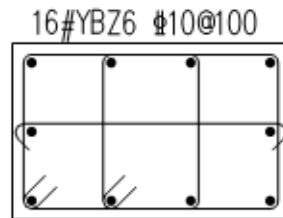


Φ10: 230x300=34
 Φ10: 250x600=37
 Φ10: 300x800=37
 Φ10: L250=34
 Φ10: L600=34
 Φ10: L800=34

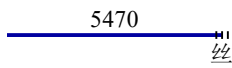
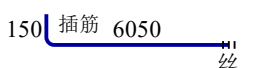
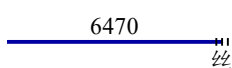
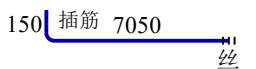


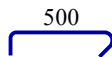
| 构件名称 | 级直别径 | 钢筋简图 | 下料 (mm) | 根 数*数 | 总 根 数 | 重量 (kg) | 备 注 | |
|----------|------|--|------------|----------|----------|------------|--------|----|
| 15#YBZ21 | Φ22 |  | 5760 | 7 | 7 | 120.15 | 下插1060 | 72 |
| | Φ22 |  | 6160 | 2 | 2 | 36.71 | 下插1350 | 73 |
| | Φ22 |  | 6760 | 3 | 3 | 60.43 | 下插1060 | 74 |
| | Φ22 |  | 7160 | 6 | 6 | 128.02 | 下插1350 | 75 |
| | Φ10 |  | 1260 | 34 | 34 | 26.43 | | 76 |
| | Φ10 |  | 1900 | 37 | 37 | 43.38 | | 77 |
| | Φ10 |  | 2400 | 37 | 37 | 54.79 | | 78 |
| | Φ10 |  | 460 | 34 | 34 | 9.65 | | 79 |
| | Φ10 |  | 810 | 34 | 34 | 16.99 | | 80 |
| | Φ10 |  | 1010 | 34 | 34 | 21.19 | | 81 |



- 1: Φ16 150┌7050 ㄥ=2
- 2: Φ16 5470 ㄥ=3
- 3: Φ16 6470 ㄥ=3
- 4: Φ16 150┌6050 ㄥ=2

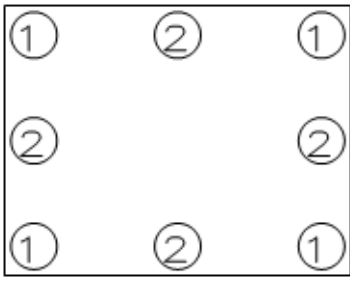
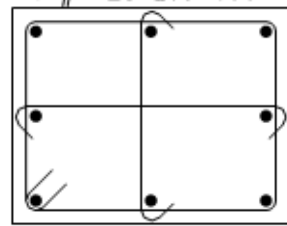


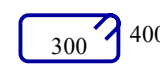

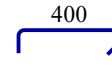
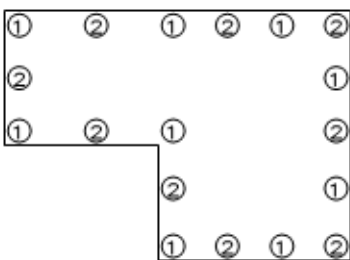
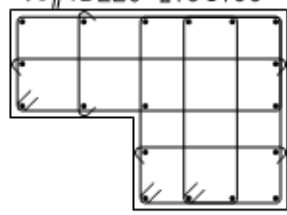


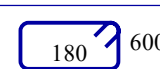

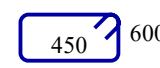
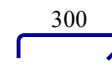
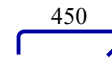
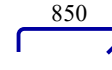


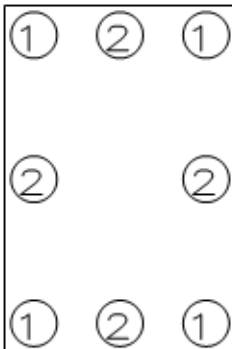
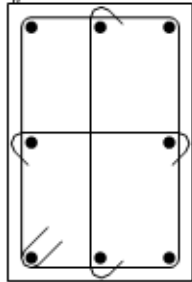
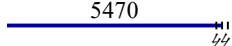
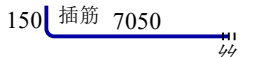
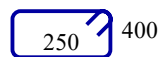
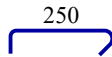

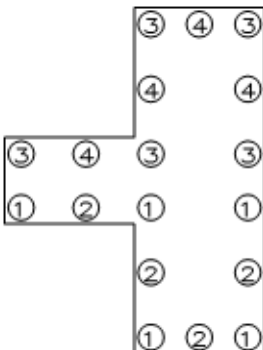
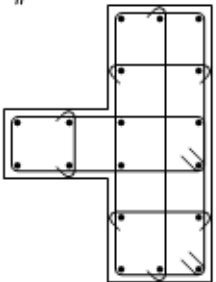
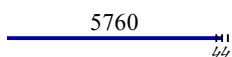

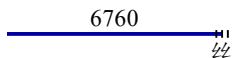
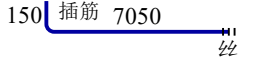


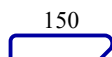
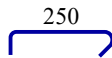
Φ10: 190x300=34
Φ10: 300x500=37
Φ10: L500=34

| | | | | | | | | |
|---------|-----|---|------|----|----|-------|--------|----|
| 16#YBZ6 | Φ16 |  | 5470 | 3 | 3 | 25.93 | 下插770 | 82 |
| | Φ16 |  | 6170 | 2 | 2 | 19.5 | 下插1350 | 83 |
| | Φ16 |  | 6470 | 3 | 3 | 30.67 | 下插770 | 84 |
| | Φ16 |  | 7170 | 2 | 2 | 22.66 | 下插1350 | 85 |
| | Φ10 |  | 1180 | 34 | 34 | 24.75 | | 86 |
| | Φ10 |  | 1800 | 37 | 37 | 41.09 | | 87 |
| | Φ10 |  | 710 | 34 | 34 | 14.89 | | 88 |

审核:

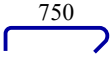
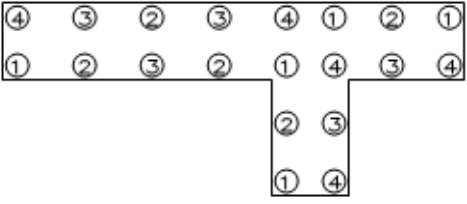
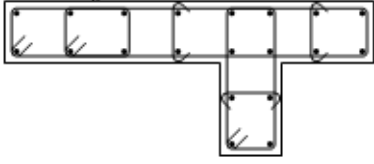
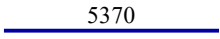
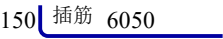
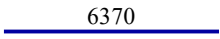
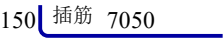
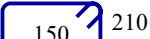


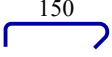
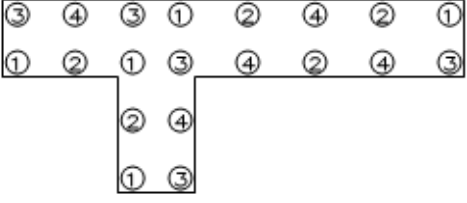
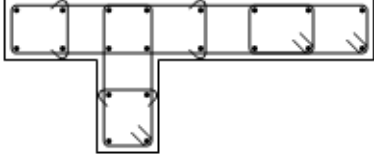
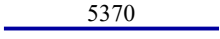
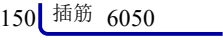
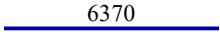
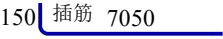



翻样:

| 构件名称 | 级直别径 | 钢筋简图 | 下料 (mm) | 根件 数*数 | 总 根数 | 重量 (kg) | 备 注 | | |
|----------|-----------|---|------------|-----------|---|------------|--------|-----|--|
| | |  <p>1: $\Phi 16$ $150 \sqrt{7050} \# = 4$ 2: $\Phi 16$ $150 \sqrt{6050} \# = 4$</p> | | | <p>17#YBZ5 $\Phi 10 @ 100$</p>  <p>$\Phi 10$: $300 \times 400 = 37$ $\Phi 10$: $L300 = 34$ $\Phi 10$: $L400 = 34$</p> | | | | |
| 17#YBZ5 | $\Phi 16$ |  | 6170 | 4 | 4 | 38.99 | 下插1350 | 89 | |
| | $\Phi 16$ |  | 7170 | 4 | 4 | 45.31 | 同上 | 90 | |
| | $\Phi 10$ |  | 1600 | 37 | 37 | 36.53 | | 91 | |
| | $\Phi 10$ |  | 510 | 34 | 34 | 10.7 | | 92 | |
| | $\Phi 10$ |  | 610 | 34 | 34 | 12.8 | | 93 | |
| | |  <p>1: $\Phi 20$ $150 \sqrt{7050} \# = 9$ 2: $\Phi 20$ $150 \sqrt{6050} \# = 9$</p> | | | <p>18#YBZ26 $\Phi 10 @ 100$</p>  <p>$\Phi 10$: $180 \times 600 = 34$ $\Phi 10$: $300 \times 850 = 37$ $\Phi 10$: $450 \times 600 = 37$ $\Phi 10$: $L300 = 34$ $\Phi 10$: $L450 = 34$ $\Phi 10$: $L850 = 34$</p> | | | | |
| 18#YBZ26 | $\Phi 20$ |  | 6160 | 9 | 9 | 136.94 | 下插1350 | 94 | |
| | $\Phi 20$ |  | 7160 | 9 | 9 | 159.17 | 同上 | 95 | |
| | $\Phi 10$ |  | 1760 | 34 | 34 | 36.92 | | 96 | |
| | $\Phi 10$ |  | 2500 | 37 | 37 | 57.07 | | 97 | |
| | $\Phi 10$ |  | 2300 | 37 | 37 | 52.51 | | 98 | |
| | $\Phi 10$ |  | 510 | 34 | 34 | 10.7 | | 99 | |
| | $\Phi 10$ |  | 660 | 34 | 34 | 13.85 | | 100 | |
| | $\Phi 10$ |  | 1060 | 34 | 34 | 22.24 | | 101 | |

| 构件名称 | 级直径 | 钢筋简图 | 下料 (mm) | 根件 数*数 | 总 根数 | 重量 (kg) | 备 注 | |
|----------|-----------|---|------------|-----------|--------------------------|---|--------|-----|
| | |  <p>1: $\Phi 16 \frac{150 \sqrt{7050}}{4} = 4$ 2: $\Phi 16 \frac{5470}{4} = 4$</p> | | | 19#YBZ2 $\Phi 10 @ 100$ |  <p>$\Phi 10: 250 \times 400 = 37$ $\Phi 10: L250 = 34$ $\Phi 10: L400 = 34$</p> | | |
| 19#YBZ2 | $\Phi 16$ |  | 5470 | 4 | 4 | 34.57 | 下插770 | 102 |
| | $\Phi 16$ |  | 7170 | 4 | 4 | 45.31 | 下插1350 | 103 |
| | $\Phi 10$ |  | 1500 | 37 | 37 | 34.24 | | 104 |
| | $\Phi 10$ |  | 460 | 34 | 34 | 9.65 | | 105 |
| | $\Phi 10$ |  | 610 | 34 | 34 | 12.8 | | 106 |
| | |  <p>1: $\Phi 22 \frac{150 \sqrt{7050}}{5} = 5$ 2: $\Phi 22 \frac{5760}{4} = 4$ 3: $\Phi 22 \frac{150 \sqrt{6050}}{5} = 5$ 4: $\Phi 22 \frac{6760}{4} = 4$</p> | | | 20#YBZ13 $\Phi 10 @ 100$ |  <p>$\Phi 10: 150 \times 550 = 37$ $\Phi 10: 250 \times 750 = 37$ $\Phi 10: L150 = 34$ $\Phi 10: L250 = 68$ $\Phi 10: L750 = 34$</p> | | |
| 20#YBZ13 | $\Phi 22$ |  | 5760 | 4 | 4 | 68.66 | 下插1060 | 107 |
| | $\Phi 22$ |  | 6160 | 5 | 5 | 91.78 | 下插1350 | 108 |
| | $\Phi 22$ |  | 6760 | 4 | 4 | 80.58 | 下插1060 | 109 |
| | $\Phi 22$ |  | 7160 | 5 | 5 | 106.68 | 下插1350 | 110 |
| | $\Phi 10$ |  | 1600 | 37 | 37 | 36.53 | | 111 |
| | $\Phi 10$ |  | 2200 | 37 | 37 | 50.22 | | 112 |
| | $\Phi 10$ |  | 360 | 34 | 34 | 7.55 | | 113 |
| | $\Phi 10$ |  | 460 | 68 | 68 | 19.3 | | 114 |

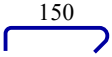
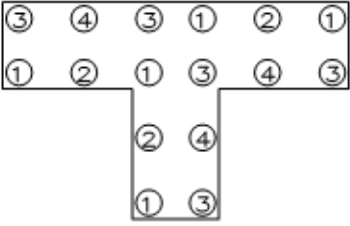
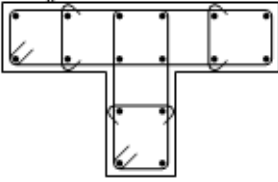
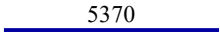
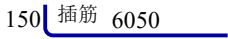
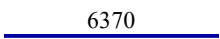
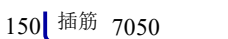


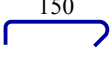
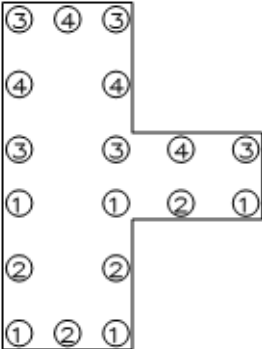
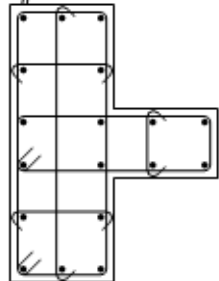
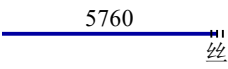
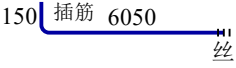

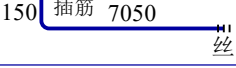

审核:

翻样:

| 构件名称 | 级直别径 | 钢筋简图 | 下料 (mm) | 根件 数*数 | 总 根数 | 重量 (kg) | 备 注 |
|--|------|---|------------|-----------|---------|------------|--------|
| | Φ10 |  | 960 | 34 | 34 | 20.14 | |
| <div style="display: flex; justify-content: space-between;"> <div style="width: 25%;">  </div> <div style="width: 25%;"> <p>21#YBZ14 Φ10@100</p>  </div> <div style="width: 50%; text-align: right;"> <p>Φ10: 150x210=34 Φ10: 150x450=37 Φ10: 150x1150=37 Φ10: L150=102</p> </div> </div> <div style="display: flex; justify-content: space-around; margin-top: 10px;"> 1: Φ14 150[√]7050 =5 2: Φ14 5370 =5 3: Φ14 6370 =5 4: Φ14 150[√]6050 =5 </div> | | | | | | | |
| 21#YBZ14 | Φ14 |  | 5370 | 5 | 5 | 32.49 | 下插670 |
| | Φ14 | 150插筋  | 6170 | 5 | 5 | 37.33 | 下插1350 |
| | Φ14 |  | 6370 | 5 | 5 | 38.54 | 下插670 |
| | Φ14 | 150插筋  | 7170 | 5 | 5 | 43.38 | 下插1350 |
| | Φ10 |  | 920 | 34 | 34 | 19.3 | |
| | Φ10 |  | 1400 | 37 | 37 | 31.96 | |
| | Φ10 |  | 2800 | 37 | 37 | 63.92 | |
| | Φ10 |  | 360 | 102 | 102 | 22.66 | |
| <div style="display: flex; justify-content: space-between;"> <div style="width: 25%;">  </div> <div style="width: 25%;"> <p>22#YBZ14 Φ10@100</p>  </div> <div style="width: 50%; text-align: right;"> <p>Φ10: 150x210=34 Φ10: 150x450=37 Φ10: 150x1150=37 Φ10: L150=102</p> </div> </div> <div style="display: flex; justify-content: space-around; margin-top: 10px;"> 1: Φ14 150[√]7050 =5 2: Φ14 5370 =5 3: Φ14 150[√]6050 =5 4: Φ14 6370 =5 </div> | | | | | | | |
| 22#YBZ14 | Φ14 |  | 5370 | 5 | 5 | 32.49 | 下插670 |
| | Φ14 | 150插筋  | 6170 | 5 | 5 | 37.33 | 下插1350 |
| | Φ14 |  | 6370 | 5 | 5 | 38.54 | 下插670 |
| | Φ14 | 150插筋  | 7170 | 5 | 5 | 43.38 | 下插1350 |
| | Φ10 |  | 920 | 34 | 34 | 19.3 | |
| | Φ10 |  | 1400 | 37 | 37 | 31.96 | |
| | Φ10 |  | 2800 | 37 | 37 | 63.92 | |

审核:

翻样:

| 构件名称 | 级直径 | 钢筋简图 | 下料 (mm) | 根 数*数 | 总 根 数 | 重量 (kg) | 备 注 |
|--|-----|---|------------|----------|-------------|------------|--------|
| | Φ10 |  | 360 | 102 | 102 | 22.66 | |
| <div style="display: flex; justify-content: space-between;"> <div style="width: 30%;">  <p>1: $\Phi 14 \sqrt{150^2 + 7050^2} = 5$ 2: $\Phi 14 \sqrt{150^2 + 5370^2} = 3$ 3: $\Phi 14 \sqrt{150^2 + 6050^2} = 5$ 4: $\Phi 14 \sqrt{150^2 + 6370^2} = 3$</p> </div> <div style="width: 30%; text-align: center;"> <p>23#YBZ10 $\Phi 10@100$</p>  </div> <div style="width: 30%; text-align: right;"> <p>$\Phi 10: 150 \times 450 = 37$ $\Phi 10: 150 \times 750 = 37$ $\Phi 10: L150 = 102$</p> </div> </div> | | | | | | | |
| 23#YBZ10 | Φ14 |  | 5370 | 3 | 3 | 19.49 | 下插670 |
| | Φ14 |  | 6170 | 5 | 5 | 37.33 | 下插1350 |
| | Φ14 |  | 6370 | 3 | 3 | 23.12 | 下插670 |
| | Φ14 |  | 7170 | 5 | 5 | 43.38 | 下插1350 |
| | Φ10 |  | 1400 | 37 | 37 | 31.96 | |
| | Φ10 |  | 2000 | 37 | 37 | 45.66 | |
| | Φ10 |  | 360 | 102 | 102 | 22.66 | |
| <div style="display: flex; justify-content: space-between;"> <div style="width: 30%;">  <p>1: $\Phi 22 \sqrt{150^2 + 7050^2} = 5$ 2: $\Phi 22 \sqrt{150^2 + 5760^2} = 4$ 3: $\Phi 22 \sqrt{150^2 + 6050^2} = 5$ 4: $\Phi 22 \sqrt{150^2 + 6760^2} = 4$</p> </div> <div style="width: 30%; text-align: center;"> <p>24#YBZ13 $\Phi 10@100$</p>  </div> <div style="width: 30%; text-align: right;"> <p>$\Phi 10: 150 \times 550 = 37$ $\Phi 10: 250 \times 750 = 37$ $\Phi 10: L150 = 34$ $\Phi 10: L250 = 68$ $\Phi 10: L750 = 34$</p> </div> </div> | | | | | | | |
| 24#YBZ13 | Φ22 |  | 5760 | 4 | 4 | 68.66 | 下插1060 |
| | Φ22 |  | 6160 | 5 | 5 | 91.78 | 下插1350 |
| | Φ22 |  | 6760 | 4 | 4 | 80.58 | 下插1060 |
| | Φ22 |  | 7160 | 5 | 5 | 106.68 | 下插1350 |
| | Φ10 |  | 1600 | 37 | 37 | 36.53 | |



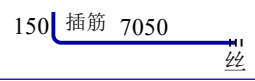


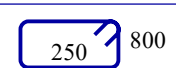

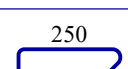
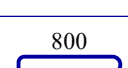
审核:

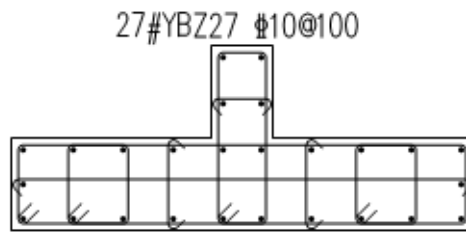
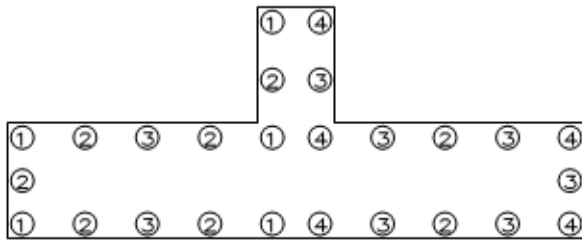
翻样:

| 构件名称 | 级直径 | 钢筋简图 | 下料 (mm) | 根 数*数 | 总 根 数 | 重量 (kg) | 备 注 | |
|---|-----|------|------------|----------|----------|------------|--------|-----|
| | Φ10 | | 2200 | 37 | 37 | 50.22 | 144 | |
| | Φ10 | | 360 | 34 | 34 | 7.55 | 145 | |
| | Φ10 | | 460 | 68 | 68 | 19.3 | 146 | |
| | Φ10 | | 960 | 34 | 34 | 20.14 | 147 | |
| <div style="display: flex; justify-content: space-between;"> <div style="width: 25%;"> </div> <div style="width: 45%;"> <p>1: Φ22 150┌7050 ㄥ=6</p> <p>2: Φ22 5760 ㄥ=7</p> <p>3: Φ22 6760 ㄥ=3</p> <p>4: Φ22 150┌6050 ㄥ=2</p> </div> <div style="width: 25%;"> <p>25#YBZ19 Φ10@100</p> <p>Φ10: 210x250=34 Φ10: 250x550=37 Φ10: 250x750=37 Φ10: L250=34 Φ10: L550=34 Φ10: L750=34</p> </div> </div> | | | | | | | | |
| 25#YBZ19 | Φ22 | | 5760 | 7 | 7 | 120.15 | 下插1060 | 148 |
| | Φ22 | | 6160 | 2 | 2 | 36.71 | 下插1350 | 149 |
| | Φ22 | | 6760 | 3 | 3 | 60.43 | 下插1060 | 150 |
| | Φ22 | | 7160 | 6 | 6 | 128.02 | 下插1350 | 151 |
| | Φ10 | | 1120 | 34 | 34 | 23.5 | | 152 |
| | Φ10 | | 1800 | 37 | 37 | 41.09 | | 153 |
| | Φ10 | | 2200 | 37 | 37 | 50.22 | | 154 |
| | Φ10 | | 460 | 34 | 34 | 9.65 | | 155 |
| | Φ10 | | 760 | 34 | 34 | 15.94 | | 156 |
| | Φ10 | | 960 | 34 | 34 | 20.14 | | 157 |
| <div style="display: flex; justify-content: space-between;"> <div style="width: 25%;"> </div> <div style="width: 45%;"> <p>1: Φ16 150┌7050 ㄥ=3</p> <p>2: Φ16 5470 ㄥ=4</p> <p>3: Φ16 150┌6050 ㄥ=5</p> <p>4: Φ16 6470 ㄥ=6</p> </div> <div style="width: 25%;"> <p>26#YBZ15 Φ10@100</p> <p>Φ10: 200x250=34 Φ10: 150x550=37 Φ10: 250x800=37 Φ10: L150=34 Φ10: L250=34 Φ10: L800=34</p> </div> </div> | | | | | | | | |
| 26#YBZ15 | Φ16 | | 5470 | 4 | 4 | 34.57 | 下插770 | 158 |

审核:

翻样:

| 构件名称 | 级直径 | 钢筋简图 | 下料 (mm) | 根 数*数 | 总 根 数 | 重量 (kg) | 备 注 | |
|------|-----|--|------------|----------|----------|------------|--------|-----|
| | Φ16 | 150插筋 6050  | 6170 | 5 | 5 | 48.74 | 下插1350 | 159 |
| | Φ16 | 6470  | 6470 | 6 | 6 | 61.34 | 下插770 | 160 |
| | Φ16 | 150插筋 7050  | 7170 | 3 | 3 | 33.99 | 下插1350 | 161 |
| | Φ10 |  250 | 1100 | 34 | 34 | 23.08 | | 162 |
| | Φ10 |  550 | 1600 | 37 | 37 | 36.53 | | 163 |
| | Φ10 |  800 | 2300 | 37 | 37 | 52.51 | | 164 |
| | Φ10 |  150 | 360 | 34 | 34 | 7.55 | | 165 |
| | Φ10 |  250 | 460 | 34 | 34 | 9.65 | | 166 |
| | Φ10 |  800 | 1010 | 34 | 34 | 21.19 | | 167 |



27#YBZ27 Φ10@100


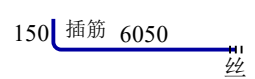

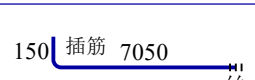

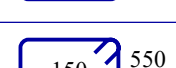

Φ10: 200x250=68
 Φ10: 150x550=37
 Φ10: 250x1450=37
 Φ10: L150=34
 Φ10: L250=68
 Φ10: L1450=34

1: Φ16 150┌7050 ㄥ=5

2: Φ16 5470 ㄥ=8

3: Φ16 6470 ㄥ=8

4: Φ16 150┌6050 ㄥ=5

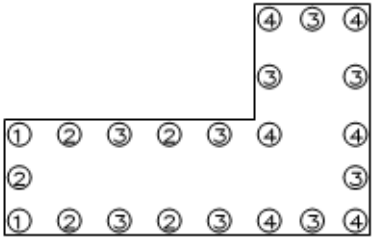
| | | | | | | | | |
|----------|-----|--|------|----|----|-------|--------|-----|
| 27#YBZ27 | Φ16 | 5470  | 5470 | 8 | 8 | 69.14 | 下插770 | 168 |
| | Φ16 | 150插筋 6050  | 6170 | 5 | 5 | 48.74 | 下插1350 | 169 |
| | Φ16 | 6470  | 6470 | 8 | 8 | 81.78 | 下插770 | 170 |
| | Φ16 | 150插筋 7050  | 7170 | 5 | 5 | 56.64 | 下插1350 | 171 |
| | Φ10 |  250 | 1100 | 68 | 68 | 46.15 | | 172 |
| | Φ10 |  550 | 1600 | 37 | 37 | 36.53 | | 173 |
| | Φ10 |  1450 | 3600 | 37 | 37 | 82.18 | | 174 |




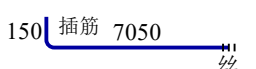
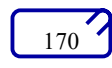
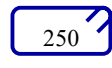
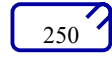
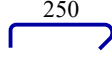
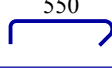
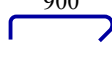
审核:

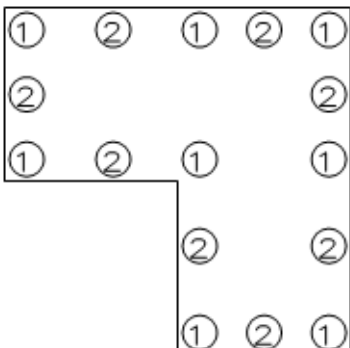
翻样:

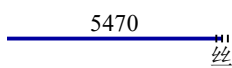
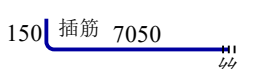
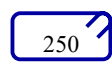
第 14 页,共31页 2021/1/11 14:20

| 构件名称 | 级直别径 | 钢筋简图 | 下料 (mm) | 根件 数*数 | 总 根数 | 重量 (kg) | 备 注 | |
|---|------|------|------------|-----------|---------|------------|--------|-----|
| | Φ10 | | 360 | 34 | 34 | 7.55 | | 175 |
| | Φ10 | | 460 | 68 | 68 | 19.3 | | 176 |
| | Φ10 | | 1660 | 34 | 34 | 34.82 | | 177 |
| | | | | | | | | |
| <p>1: Φ16 150┌7050 Ⅱ=5 2: Φ16 5470 Ⅱ=8 3: Φ16 6470 Ⅱ=8 4: Φ16 150┌6050 Ⅱ=5</p> | | | | | | | | |
| 28#YBZ27 | Φ16 | | 5470 | 8 | 8 | 69.14 | 下插770 | 178 |
| | Φ16 | | 6170 | 5 | 5 | 48.74 | 下插1350 | 179 |
| | Φ16 | | 6470 | 8 | 8 | 81.78 | 下插770 | 180 |
| | Φ16 | | 7170 | 5 | 5 | 56.64 | 下插1350 | 181 |
| | Φ10 | | 1100 | 68 | 68 | 46.15 | | 182 |
| | Φ10 | | 1600 | 37 | 37 | 36.53 | | 183 |
| | Φ10 | | 3600 | 37 | 37 | 82.18 | | 184 |
| | Φ10 | | 360 | 34 | 34 | 7.55 | | 185 |
| | Φ10 | | 460 | 68 | 68 | 19.3 | | 186 |
| | Φ10 | | 1660 | 34 | 34 | 34.82 | | 187 |

| 构件名称 | 级直别径 | 钢筋简图 | 下料 (mm) | 根件 数*数 | 总 根数 | 重量 (kg) | 备 注 |
|------|------|---|------------|-----------|---------|------------|---|
| | |  <p>1: $\Phi 25$ 150┐7050 $\# = 2$ 2: $\Phi 25$ 5900 $\# = 5$ 3: $\Phi 25$ 6900 $\# = 9$ 4: $\Phi 25$ 150┐6050 $\# = 6$</p> | | | | | 29#YBZ20 $\Phi 10@100$ $\Phi 10$: 170x250=68 $\Phi 10$: 250x550=37 $\Phi 10$: 250x900=37 $\Phi 10$: L250=34 $\Phi 10$: L550=34 $\Phi 10$: L900=34 |

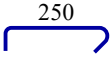
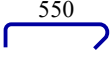
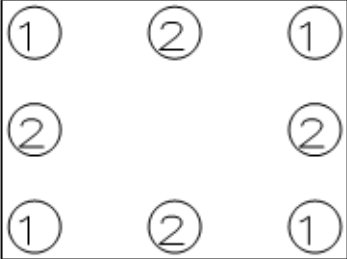
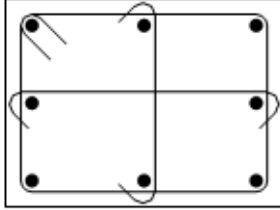
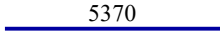


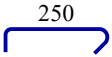
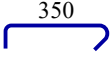
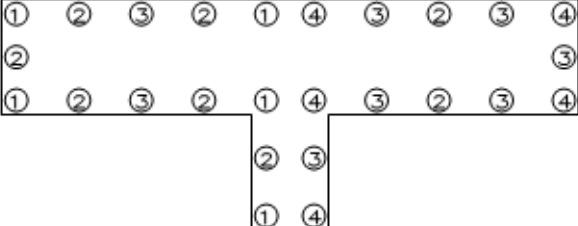
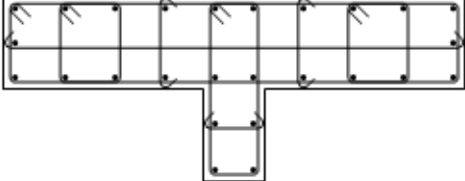
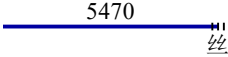
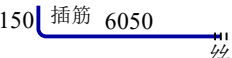
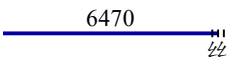
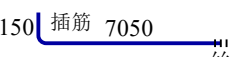



| | | | | | | | | |
|----------|-----------|---|------|----|----|--------|--------|-----|
| 29#YBZ20 | $\Phi 25$ |  | 5900 | 5 | 5 | 113.58 | 下插1200 | 188 |
| | $\Phi 25$ |  | 6150 | 6 | 6 | 142.06 | 下插1350 | 189 |
| | $\Phi 25$ |  | 6900 | 9 | 9 | 239.08 | 下插1200 | 190 |
| | $\Phi 25$ |  | 7150 | 2 | 2 | 55.06 | 下插1350 | 191 |
| | $\Phi 10$ |  | 1040 | 68 | 68 | 43.63 | | 192 |
| | $\Phi 10$ |  | 1800 | 37 | 37 | 41.09 | | 193 |
| | $\Phi 10$ |  | 2500 | 37 | 37 | 57.07 | | 194 |
| | $\Phi 10$ |  | 460 | 34 | 34 | 9.65 | | 195 |
| | $\Phi 10$ |  | 760 | 34 | 34 | 15.94 | | 196 |
| | $\Phi 10$ |  | 1110 | 34 | 34 | 23.29 | | 197 |

| | | | | | | | |
|--|--|---|--|--|--|--|--|
| | |  <p>1: $\Phi 16$ 150┐7050 $\# = 8$ 2: $\Phi 16$ 5470 $\# = 8$</p> | | | | | 30#YBZ11 $\Phi 10@100$ $\Phi 10$: 250x550=74 $\Phi 10$: L250=68 $\Phi 10$: L550=68 |
|--|--|---|--|--|--|--|--|

| | | | | | | | | |
|----------|-----------|---|------|----|----|-------|--------|-----|
| 30#YBZ11 | $\Phi 16$ |  | 5470 | 8 | 8 | 69.14 | 下插770 | 198 |
| | $\Phi 16$ |  | 7170 | 8 | 8 | 90.63 | 下插1350 | 199 |
| | $\Phi 10$ |  | 1800 | 74 | 74 | 82.18 | | 200 |

审核:

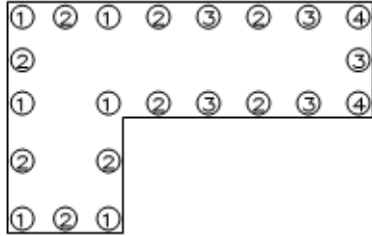
翻样:

| 构件名称 | 级直径 | 钢筋简图 | 下料 (mm) | 根件 数*数 | 总 根数 | 重量 (kg) | 备 注 | |
|--|-----|---|------------|-----------|---------|------------|--------|-----|
| | Φ10 |  | 460 | 68 | 68 | 19.3 | | 201 |
| | Φ10 |  | 760 | 68 | 68 | 31.89 | | 202 |
| <div style="display: flex; justify-content: space-between; align-items: flex-start;"> <div style="border: 1px solid black; padding: 5px;">  </div> <div style="text-align: center;"> <p>31#YBZ1 Φ10@100</p>  </div> <div style="text-align: right;"> <p>Φ10: 250x350=37 Φ10: L250=34 Φ10: L350=34</p> </div> </div> <p style="margin-top: 10px;">1: Φ14 $150\sqrt{7050} = 4$ 2: Φ14 $5370 = 4$</p> | | | | | | | | |
| 31#YBZ1 | Φ14 |  | 5370 | 4 | 4 | 25.99 | 下插670 | 203 |
| | Φ14 |  | 7170 | 4 | 4 | 34.7 | 下插1350 | 204 |
| | Φ10 |  | 1400 | 37 | 37 | 31.96 | | 205 |
| | Φ10 |  | 460 | 34 | 34 | 9.65 | | 206 |
| | Φ10 |  | 560 | 34 | 34 | 11.75 | | 207 |
| <div style="display: flex; justify-content: space-between; align-items: flex-start;"> <div style="border: 1px solid black; padding: 5px;">  </div> <div style="text-align: center;"> <p>32#YBZ27 Φ10@100</p>  </div> <div style="text-align: right;"> <p>Φ10: 200x250=68 Φ10: 150x550=37 Φ10: 250x1450=37 Φ10: L150=34 Φ10: L250=68 Φ10: L1450=34</p> </div> </div> <p style="margin-top: 10px;">1: Φ16 $150\sqrt{7050} \# = 5$ 2: Φ16 $5470 \# = 8$ 3: Φ16 $6470 \# = 8$ 4: Φ16 $150\sqrt{6050} \# = 5$</p> | | | | | | | | |
| 32#YBZ27 | Φ16 |  | 5470 | 8 | 8 | 69.14 | 下插770 | 208 |
| | Φ16 |  | 6170 | 5 | 5 | 48.74 | 下插1350 | 209 |
| | Φ16 |  | 6470 | 8 | 8 | 81.78 | 下插770 | 210 |
| | Φ16 |  | 7170 | 5 | 5 | 56.64 | 下插1350 | 211 |
| | Φ10 |  | 1100 | 68 | 68 | 46.15 | | 212 |
| | Φ10 |  | 1600 | 37 | 37 | 36.53 | | 213 |
| | Φ10 |  | 3600 | 37 | 37 | 82.18 | | 214 |

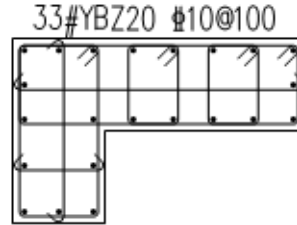
审核:

翻样:

| 构件名称 | 级直径 | 钢筋简图 | 下料 (mm) | 根 数*数 | 总 根 数 | 重量 (kg) | 备 注 |
|------|-----|------|------------|----------|----------|------------|-----|
| | Φ10 | | 360 | 34 | 34 | 7.55 | 215 |
| | Φ10 | | 460 | 68 | 68 | 19.3 | 216 |
| | Φ10 | | 1660 | 34 | 34 | 34.82 | 217 |

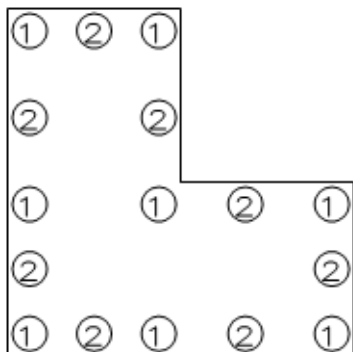


- 1: Φ25 150 | 7050 丝 =6
 2: Φ25 5900 丝 =9
 3: Φ25 6900 丝 =5
 4: Φ25 150 | 6050 丝 =2

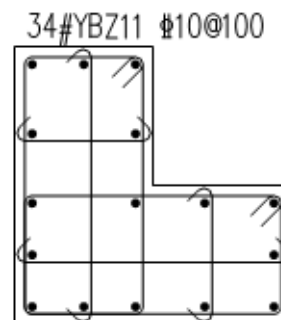


- Φ10: 170x250=68
 Φ10: 250x550=37
 Φ10: 250x900=37
 Φ10: L250=34
 Φ10: L550=34
 Φ10: L900=34

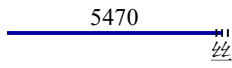
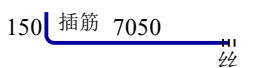
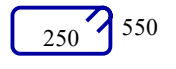
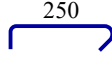
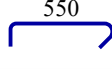
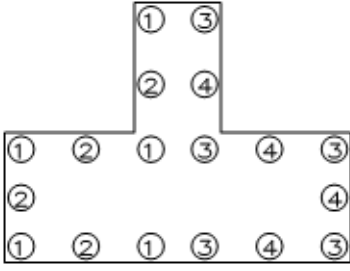
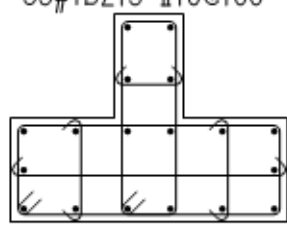
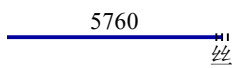
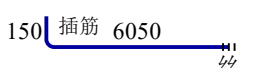

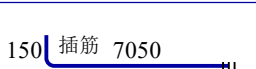
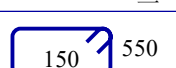
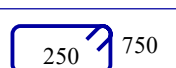
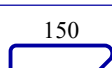
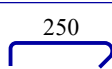

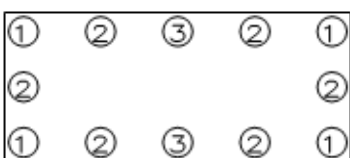
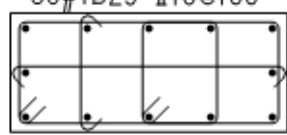
| | | | | | | | | |
|----------|-----|--|------|----|----|--------|--------|-----|
| 33#YBZ20 | Φ25 | | 5900 | 9 | 9 | 204.44 | 下插1200 | 218 |
| | Φ25 | | 6150 | 2 | 2 | 47.36 | 下插1350 | 219 |
| | Φ25 | | 6900 | 5 | 5 | 132.82 | 下插1200 | 220 |
| | Φ25 | | 7150 | 6 | 6 | 165.16 | 下插1350 | 221 |
| | Φ10 | | 1040 | 68 | 68 | 43.63 | | 222 |
| | Φ10 | | 1800 | 37 | 37 | 41.09 | | 223 |
| | Φ10 | | 2500 | 37 | 37 | 57.07 | | 224 |
| | Φ10 | | 460 | 34 | 34 | 9.65 | | 225 |
| | Φ10 | | 760 | 34 | 34 | 15.94 | | 226 |
| | Φ10 | | 1110 | 34 | 34 | 23.29 | | 227 |



- 1: Φ16 150 | 7050 丝 =8
 2: Φ16 5470 丝 =8

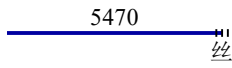

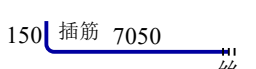
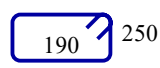
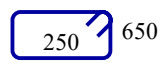

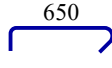
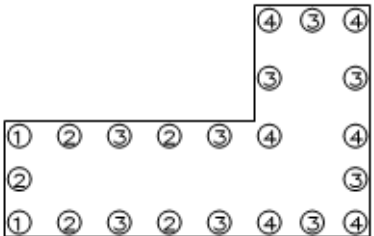
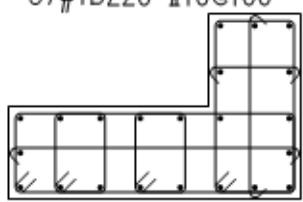
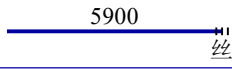
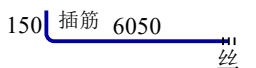

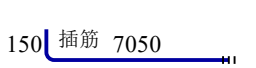



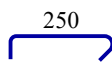
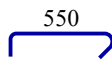
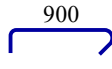


- Φ10: 250x550=74
 Φ10: L250=68
 Φ10: L550=68

| 构件名称 | 级直径 | 钢筋简图 | 下料 (mm) | 根数*数 | 总 根数 | 重量 (kg) | 备 注 | |
|--|-----|---|------------|------|---------|------------|--------|-----|
| 34#YBZ11 | Φ16 |  | 5470 | 8 | 8 | 69.14 | 下插770 | 228 |
| | Φ16 |  | 7170 | 8 | 8 | 90.63 | 下插1350 | 229 |
| | Φ10 |  | 1800 | 74 | 74 | 82.18 | | 230 |
| | Φ10 |  | 460 | 68 | 68 | 19.3 | | 231 |
| | Φ10 |  | 760 | 68 | 68 | 31.89 | | 232 |
| <div style="display: flex; justify-content: space-between; align-items: flex-start;"> <div style="text-align: center;">  <p>1: Φ22 150┌7050 ㄣ=5 2: Φ22 5760 ㄣ=4 3: Φ22 150┌6050 ㄣ=5 4: Φ22 6760 ㄣ=4</p> </div> <div style="text-align: center;"> <p>35#YBZ13 Φ10@100</p>  <p>Φ10: 150x550=37 Φ10: 250x750=37 Φ10: L150=34 Φ10: L250=68 Φ10: L750=34</p> </div> </div> | | | | | | | | |
| 35#YBZ13 | Φ22 |  | 5760 | 4 | 4 | 68.66 | 下插1060 | 233 |
| | Φ22 |  | 6160 | 5 | 5 | 91.78 | 下插1350 | 234 |
| | Φ22 |  | 6760 | 4 | 4 | 80.58 | 下插1060 | 235 |
| | Φ22 |  | 7160 | 5 | 5 | 106.68 | 下插1350 | 236 |
| | Φ10 |  | 1600 | 37 | 37 | 36.53 | | 237 |
| | Φ10 |  | 2200 | 37 | 37 | 50.22 | | 238 |
| | Φ10 |  | 360 | 34 | 34 | 7.55 | | 239 |
| | Φ10 |  | 460 | 68 | 68 | 19.3 | | 240 |
| | Φ10 |  | 960 | 34 | 34 | 20.14 | | 241 |
| <div style="display: flex; justify-content: space-between; align-items: flex-start;"> <div style="text-align: center;">  <p>1: Φ16 150┌7050 ㄣ=4 2: Φ16 5470 ㄣ=6 3: Φ16 6470 ㄣ=2</p> </div> <div style="text-align: center;"> <p>36#YBZ9 Φ10@100</p>  <p>Φ10: 190x250=34 Φ10: 250x650=37 Φ10: L250=34 Φ10: L650=34</p> </div> </div> | | | | | | | | |

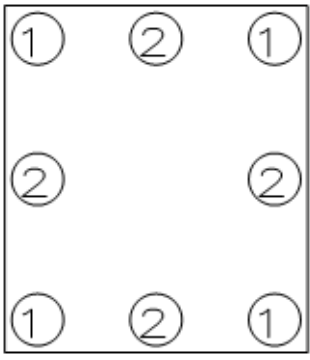
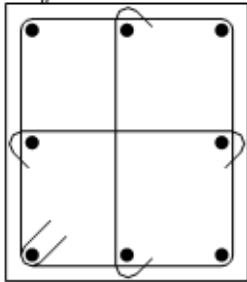
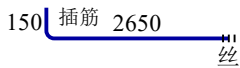
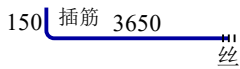

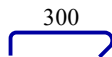
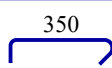
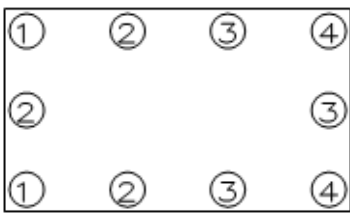
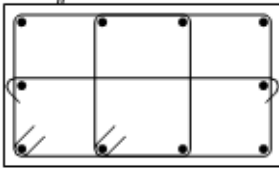
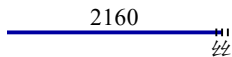

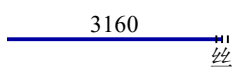
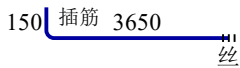
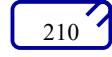

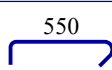
审核:

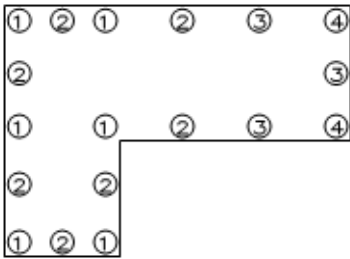
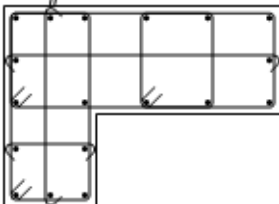
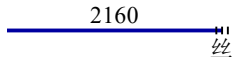
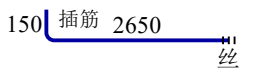
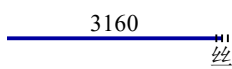
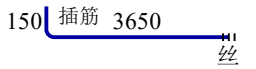

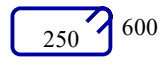

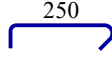

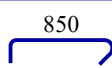
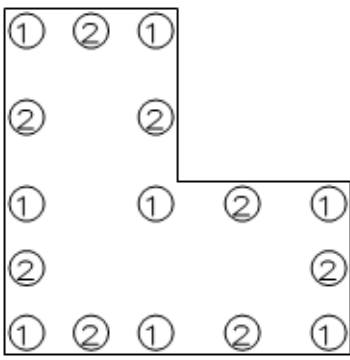
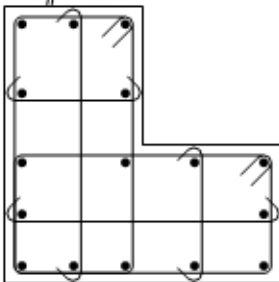

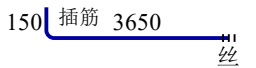
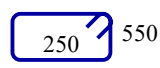
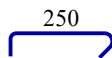
翻样:

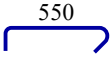
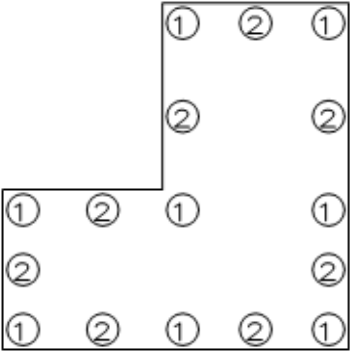
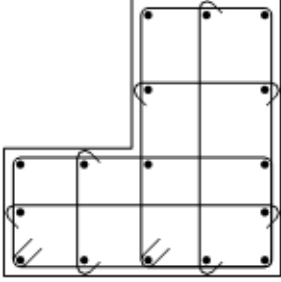
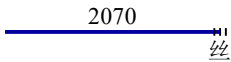



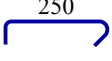
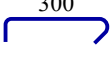

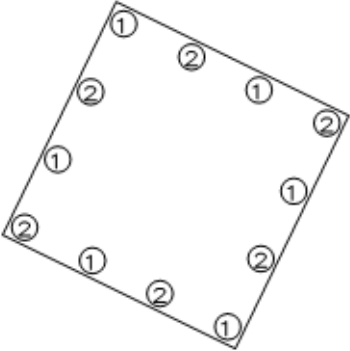
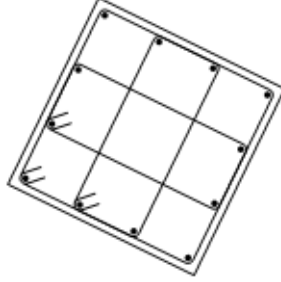
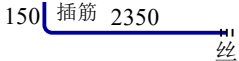



| 构件名称 | 级直别径 | 钢筋简图 | 下料 (mm) | 根件 数*数 | 总 根 数 | 重量 (kg) | 备 注 | |
|---|------|---|------------|-----------|----------|------------|--------|-----|
| 36#YBZ9 | Φ16 |  | 5470 | 6 | 6 | 51.86 | 下插770 | 242 |
| | Φ16 |  | 6470 | 2 | 2 | 20.45 | 同上 | 243 |
| | Φ16 |  | 7170 | 4 | 4 | 45.31 | 下插1350 | 244 |
| | Φ10 |  | 1080 | 34 | 34 | 22.66 | | 245 |
| | Φ10 |  | 2000 | 37 | 37 | 45.66 | | 246 |
| | Φ10 |  | 460 | 34 | 34 | 9.65 | | 247 |
| | Φ10 |  | 860 | 34 | 34 | 18.04 | | 248 |
| <div style="display: flex; justify-content: space-between; align-items: flex-start;"> <div style="text-align: center;">  </div> <div style="text-align: center;"> <p>1: Φ25 150┌7050 ㄣ=2</p> <p>2: Φ25 5900 ㄣ=5</p> <p>3: Φ25 6900 ㄣ=9</p> <p>4: Φ25 150┌6050 ㄣ=6</p> </div> <div style="text-align: center;"> <p>37#YBZ20 Φ10@100</p>  </div> <div style="text-align: right;"> <p>Φ10: 170x250=68</p> <p>Φ10: 250x550=37</p> <p>Φ10: 250x900=37</p> <p>Φ10: L250=34</p> <p>Φ10: L550=34</p> <p>Φ10: L900=34</p> </div> </div> | | | | | | | | |
| 37#YBZ20 | Φ25 |  | 5900 | 5 | 5 | 113.58 | 下插1200 | 249 |
| | Φ25 |  | 6150 | 6 | 6 | 142.06 | 下插1350 | 250 |
| | Φ25 |  | 6900 | 9 | 9 | 239.08 | 下插1200 | 251 |
| | Φ25 |  | 7150 | 2 | 2 | 55.06 | 下插1350 | 252 |
| | Φ10 |  | 1040 | 68 | 68 | 43.63 | | 253 |
| | Φ10 |  | 1800 | 37 | 37 | 41.09 | | 254 |
| | Φ10 |  | 2500 | 37 | 37 | 57.07 | | 255 |
| | Φ10 |  | 460 | 34 | 34 | 9.65 | | 256 |
| | Φ10 |  | 760 | 34 | 34 | 15.94 | | 257 |
| | Φ10 |  | 1110 | 34 | 34 | 23.29 | | 258 |

审核:

翻样:

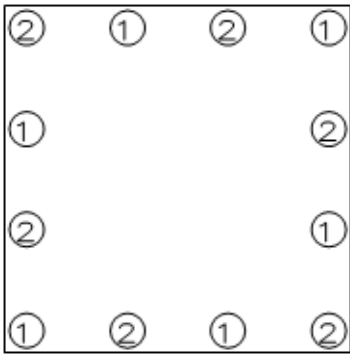
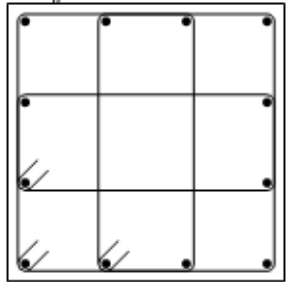
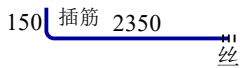
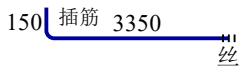
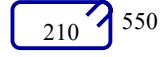

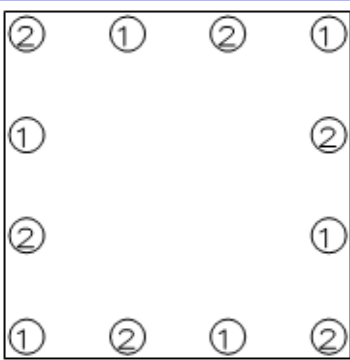
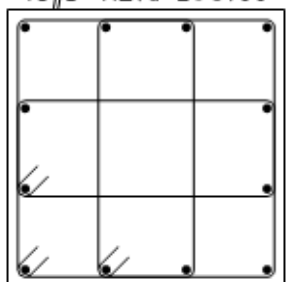



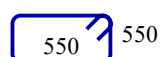
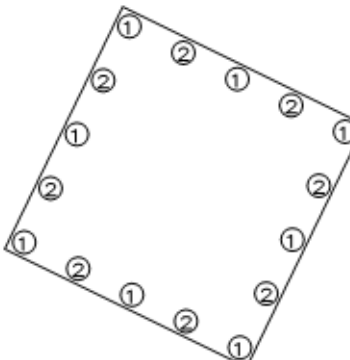
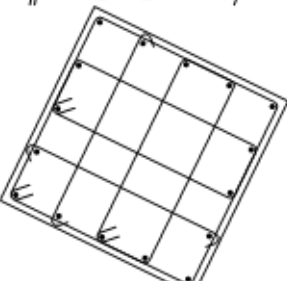

| 构件名称 | 级直别径 | 钢筋简图 | 下料 (mm) | 根件 数*数 | 总 根数 | 重量 (kg) | 备 注 | |
|---------|-----------|--|------------|-----------|--|------------|--------|-----|
| | |  <p>1: $\Phi 16 \ 150 \sqrt{3650} \ \# = 4$ 2: $\Phi 16 \ 150 \sqrt{2650} \ \# = 4$</p> | | | <p>38#YBZ3 $\Phi 10 @ 100$</p>  <p>$\Phi 10: 300 \times 350 = 5$ $\Phi 10: L300 = 2$ $\Phi 10: L350 = 2$</p> | | | |
| 38#YBZ3 | $\Phi 16$ |  | 2770 | 4 | 4 | 17.51 | 下插1350 | 259 |
| | $\Phi 16$ |  | 3770 | 4 | 4 | 23.83 | 同上 | 260 |
| | $\Phi 10$ |  | 1500 | 5 | 5 | 4.63 | | 261 |
| | $\Phi 10$ |  | 510 | 2 | 2 | 0.63 | | 262 |
| | $\Phi 10$ |  | 560 | 2 | 2 | 0.69 | | 263 |
| | |  <p>1: $\Phi 18 \ 150 \sqrt{3650} \ \# = 2$ 2: $\Phi 18 \ 2160 \ \# = 3$ 3: $\Phi 18 \ 3160 \ \# = 3$ 4: $\Phi 18 \ 150 \sqrt{2650} \ \# = 2$</p> | | | <p>39#YBZ8 $\Phi 10 @ 100$</p>  <p>$\Phi 10: 210 \times 300 = 2$ $\Phi 10: 300 \times 550 = 2$ $\Phi 10: L550 = 2$</p> | | | |
| 39#YBZ8 | $\Phi 18$ |  | 2160 | 3 | 3 | 12.96 | 下插860 | 264 |
| | $\Phi 18$ |  | 2770 | 2 | 2 | 11.08 | 下插1350 | 265 |
| | $\Phi 18$ |  | 3160 | 3 | 3 | 18.96 | 下插860 | 266 |
| | $\Phi 18$ |  | 3770 | 2 | 2 | 15.08 | 下插1350 | 267 |
| | $\Phi 10$ |  | 1220 | 2 | 2 | 1.51 | | 268 |
| | $\Phi 10$ |  | 1900 | 5 | 5 | 5.86 | | 269 |
| | $\Phi 10$ |  | 760 | 2 | 2 | 0.94 | | 270 |

| 构件名称 | 级直别径 | 钢筋简图 | 下料 (mm) | 根件 数*数 | 总 根数 | 重量 (kg) | 备 注 | |
|---|-----------|---|------------|-----------|---------|------------|--------|-----|
| <div style="display: flex; justify-content: space-between; align-items: flex-start;"> <div style="text-align: center;">  <p>1: $\Phi 18$ $150 \sqrt{3650} \# = 6$ 2: $\Phi 18$ $2160 \# = 7$ 3: $\Phi 18$ $3160 \# = 3$ 4: $\Phi 18$ $150 \sqrt{2650} \# = 2$</p> </div> <div style="text-align: center;"> <p>40#YBZ22 $\Phi 10 @ 100$</p>  </div> <div style="text-align: right;"> <p>$\Phi 10$: 240x300=2 $\Phi 10$: 250x600=5 $\Phi 10$: 300x850=5 $\Phi 10$: L250=2 $\Phi 10$: L600=2 $\Phi 10$: L850=2</p> </div> </div> | | | | | | | | |
| 40#YBZ22 | $\Phi 18$ |  | 2160 | 7 | 7 | 30.24 | 下插860 | 271 |
| | $\Phi 18$ |  | 2770 | 2 | 2 | 11.08 | 下插1350 | 272 |
| | $\Phi 18$ |  | 3160 | 3 | 3 | 18.96 | 下插860 | 273 |
| | $\Phi 18$ |  | 3770 | 6 | 6 | 45.24 | 下插1350 | 274 |
| | $\Phi 10$ |  | 1280 | 2 | 2 | 1.58 | | 275 |
| | $\Phi 10$ |  | 1900 | 5 | 5 | 5.86 | | 276 |
| | $\Phi 10$ |  | 2500 | 5 | 5 | 7.71 | | 277 |
| | $\Phi 10$ |  | 460 | 2 | 2 | 0.57 | | 278 |
| | $\Phi 10$ |  | 810 | 2 | 2 | 1 | | 279 |
| | $\Phi 10$ |  | 1060 | 2 | 2 | 1.31 | | 280 |
| <div style="display: flex; justify-content: space-between; align-items: flex-start;"> <div style="text-align: center;">  <p>1: $\Phi 16$ $150 \sqrt{3650} \# = 8$ 2: $\Phi 16$ $2070 \# = 8$</p> </div> <div style="text-align: center;"> <p>41#YBZ11 $\Phi 10 @ 100$</p>  </div> <div style="text-align: right;"> <p>$\Phi 10$: 250x550=10 $\Phi 10$: L250=4 $\Phi 10$: L550=4</p> </div> </div> | | | | | | | | |
| 41#YBZ11 | $\Phi 16$ |  | 2070 | 8 | 8 | 26.16 | 下插770 | 281 |
| | $\Phi 16$ |  | 3770 | 8 | 8 | 47.65 | 下插1350 | 282 |
| | $\Phi 10$ |  | 1800 | 10 | 10 | 11.11 | | 283 |
| | $\Phi 10$ |  | 460 | 4 | 4 | 1.14 | | 284 |

| 构件名称 | 级直径 | 钢筋简图 | 下料 (mm) | 根 数*数 | 总 根 数 | 重量 (kg) | 备 注 |
|--|-----|---|------------|----------|-------------|------------|--------|
| | Φ10 |  | 760 | 4 | 4 | 1.88 | |
| <div style="display: flex; justify-content: space-between;"> <div style="width: 30%;">  </div> <div style="width: 30%; text-align: center;"> <p>42#YBZ17 Φ10@100</p> <p>1: Φ16 150 3650 丝 =8</p> <p>2: Φ16 2070 丝 =8</p> </div> <div style="width: 30%;">  </div> </div> <div style="text-align: right; margin-top: 10px;"> <p>Φ10: 250x600=5</p> <p>Φ10: 300x600=5</p> <p>Φ10: L250=2</p> <p>Φ10: L300=2</p> <p>Φ10: L600=4</p> </div> | | | | | | | |
| 42#YBZ17 | Φ16 |  | 2070 | 8 | 8 | 26.16 | 下插770 |
| | Φ16 |  | 3770 | 8 | 8 | 47.65 | 下插1350 |
| | Φ10 |  | 1900 | 5 | 5 | 5.86 | |
| | Φ10 |  | 2000 | 5 | 5 | 6.17 | |
| | Φ10 |  | 460 | 2 | 2 | 0.57 | |
| | Φ10 |  | 510 | 2 | 2 | 0.63 | |
| | Φ10 |  | 810 | 4 | 4 | 2 | |
| 副楼预埋柱 | | | | | | | |
| <div style="display: flex; justify-content: space-between;"> <div style="width: 30%;">  </div> <div style="width: 30%; text-align: center;"> <p>43#2-KZ1 Φ8@100/200</p> <p>1: Φ18 150 3350 丝 =6</p> <p>2: Φ18 150 2350 丝 =6</p> </div> <div style="width: 30%;">  </div> </div> <div style="text-align: right; margin-top: 10px;"> <p>Φ8: 210x550=4</p> <p>Φ8: 550x550=5</p> </div> | | | | | | | |
| 43#2-KZ1 | Φ18 |  | 2470 | 6 | 6 | 29.64 | 下插1050 |
| | Φ18 |  | 3470 | 6 | 6 | 41.64 | 同上 |
| | Φ8 |  | 1680 | 4 | 4 | 2.65 | |
| | Φ8 |  | 2360 | 5 | 5 | 4.66 | |

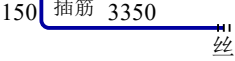



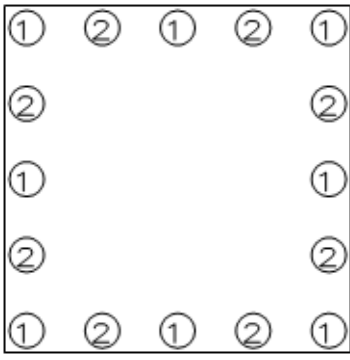
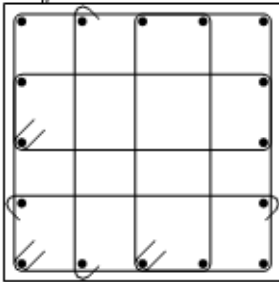
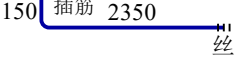



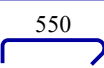
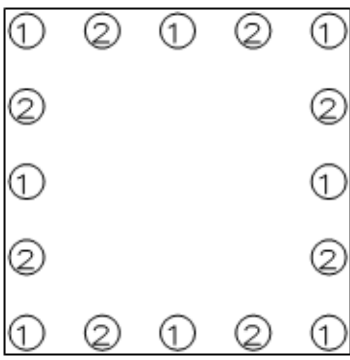
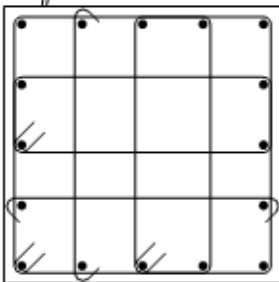
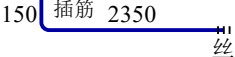



审核:

翻样:

| 构件名称 | 级直别径 | 钢筋简图 | 下料 (mm) | 根件 数*数 | 总 根数 | 重量 (kg) | 备 注 | | |
|-----------|-----------|--|------------|-----------|---------|------------|---|-----|--|
| | |  <p>1: $\Phi 18 \ 150 \sqrt{3350} \ \# = 6$ 2: $\Phi 18 \ 150 \sqrt{2350} \ \# = 6$</p> | | | | | <p>44#D-KZ1a $\Phi 8 @ 100$</p>  <p>$\Phi 8: 210 \times 550 = 4$ $\Phi 8: 550 \times 550 = 5$</p> | | |
| 44#D-KZ1a | $\Phi 18$ |  | 2470 | 6 | 6 | 29.64 | 下插1050 | 297 | |
| | $\Phi 18$ |  | 3470 | 6 | 6 | 41.64 | 同上 | 298 | |
| | $\Phi 8$ |  | 1680 | 4 | 4 | 2.65 | | 299 | |
| | $\Phi 8$ |  | 2360 | 5 | 5 | 4.66 | | 300 | |
| | |  <p>1: $\Phi 18 \ 150 \sqrt{3350} \ \# = 6$ 2: $\Phi 18 \ 150 \sqrt{2350} \ \# = 6$</p> | | | | | <p>45#D-KZ1a $\Phi 8 @ 100$</p>  <p>$\Phi 8: 210 \times 550 = 4$ $\Phi 8: 550 \times 550 = 5$</p> | | |
| 45#D-KZ1a | $\Phi 18$ |  | 2470 | 6 | 6 | 29.64 | 下插1050 | 301 | |
| | $\Phi 18$ |  | 3470 | 6 | 6 | 41.64 | 同上 | 302 | |
| | $\Phi 8$ |  | 1680 | 4 | 4 | 2.65 | | 303 | |
| | $\Phi 8$ |  | 2360 | 5 | 5 | 4.66 | | 304 | |
| | |  <p>1: $\Phi 18 \ 150 \sqrt{3350} \ \# = 8$ 2: $\Phi 18 \ 150 \sqrt{2350} \ \# = 8$</p> | | | | | <p>46#2-KZ8 $\Phi 8 @ 100 / 200$</p>  <p>$\Phi 8: 190 \times 650 = 4$ $\Phi 8: 650 \times 650 = 5$ $\Phi 8: L650 = 4$</p> | | |
| 46#2-KZ8 | $\Phi 18$ |  | 2470 | 8 | 8 | 39.52 | 下插1050 | 305 | |

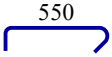
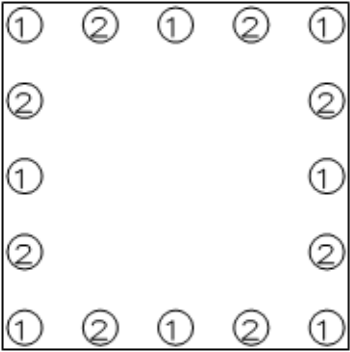

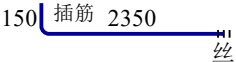
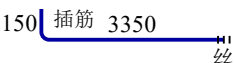


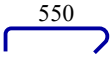
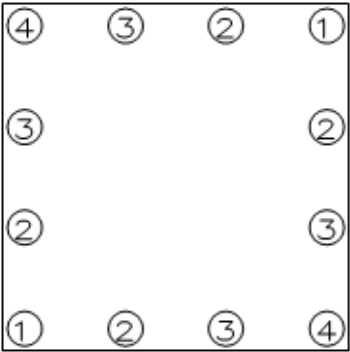
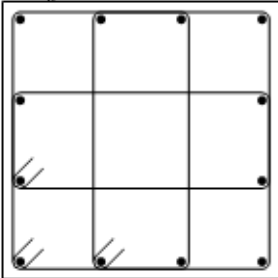
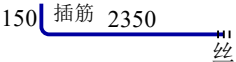
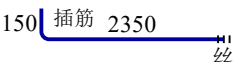

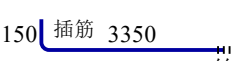
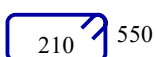
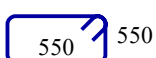
审核:

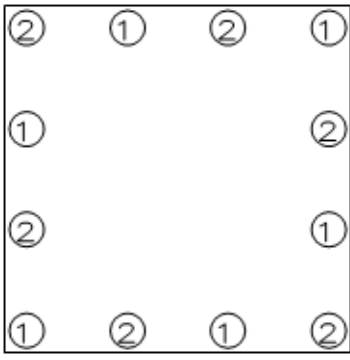
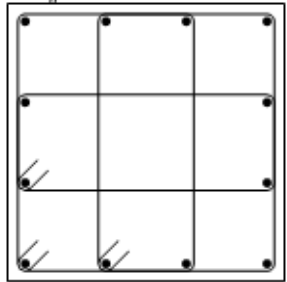
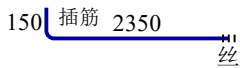
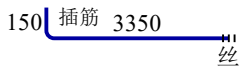
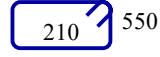

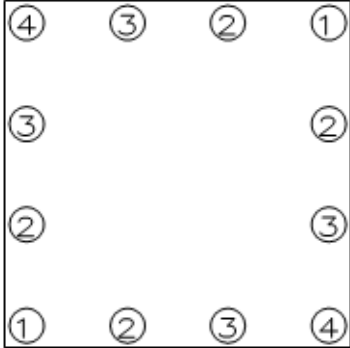
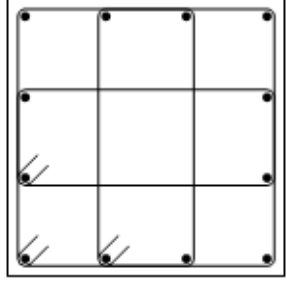

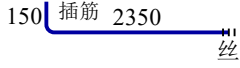
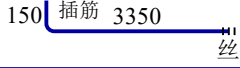
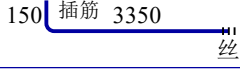
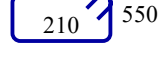
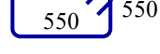
翻样:

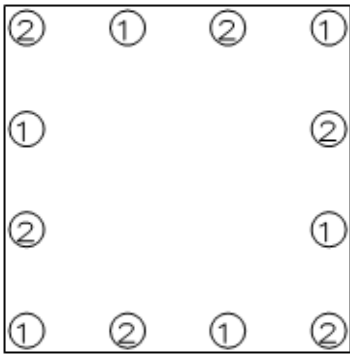
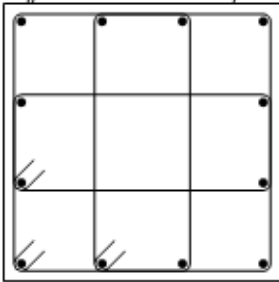
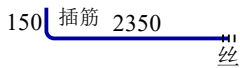
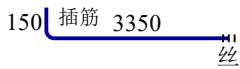


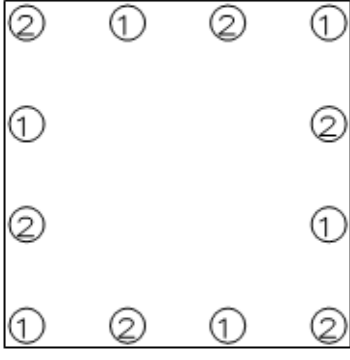

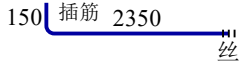
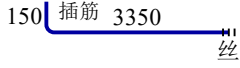


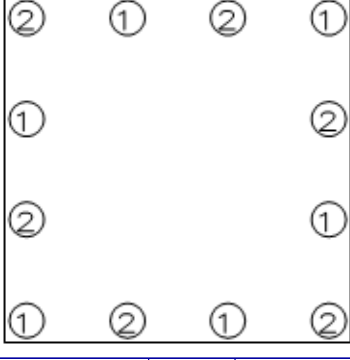
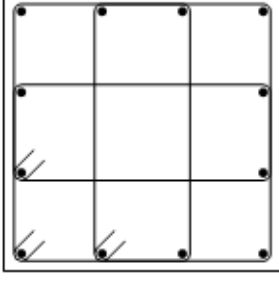

| 构件名称 | 级直径 | 钢筋简图 | 下料 (mm) | 根件 数*数 | 总 根数 | 重量 (kg) | 备 注 | |
|-----------|-----|--|------------|-----------|--|------------|--------|-----|
| | Φ18 |  | 3470 | 8 | 8 | 55.52 | 同上 | 306 |
| | Φ8 |  | 1840 | 4 | 4 | 2.91 | | 307 |
| | Φ8 |  | 2760 | 5 | 5 | 5.45 | | 308 |
| | Φ8 |  | 820 | 4 | 4 | 1.3 | | 309 |
| | |  <p>1: Φ18 150┌3350 ㄥ=8 2: Φ18 150┌2350 ㄥ=8</p> | | |  <p>47#D-KZ7a Φ10@100</p> <p>Φ10: 170x550=4 Φ10: 550x550=5 Φ10: L550=4</p> | | | |
| 47#D-KZ7a | Φ18 |  | 2470 | 8 | 8 | 39.52 | 下插1050 | 310 |
| | Φ18 |  | 3470 | 8 | 8 | 55.52 | 同上 | 311 |
| | Φ10 |  | 1640 | 4 | 4 | 4.05 | | 312 |
| | Φ10 |  | 2400 | 5 | 5 | 7.4 | | 313 |
| | Φ10 |  | 760 | 4 | 4 | 1.88 | | 314 |
| | |  <p>1: Φ18 150┌3350 ㄥ=8 2: Φ18 150┌2350 ㄥ=8</p> | | |  <p>48#D-KZ7a Φ10@100</p> <p>Φ10: 170x550=4 Φ10: 550x550=5 Φ10: L550=4</p> | | | |
| 48#D-KZ7a | Φ18 |  | 2470 | 8 | 8 | 39.52 | 下插1050 | 315 |
| | Φ18 |  | 3470 | 8 | 8 | 55.52 | 同上 | 316 |
| | Φ10 |  | 1640 | 4 | 4 | 4.05 | | 317 |
| | Φ10 |  | 2400 | 5 | 5 | 7.4 | | 318 |

审核:

翻样:

| 构件名称 | 级直径 | 钢筋简图 | 下料 (mm) | 根数*数 | 总 根数 | 重量 (kg) | 备 注 |
|--|-----|---|------------|------|---------|------------|--------|
| | Φ10 |  | 760 | 4 | 4 | 1.88 | |
| <div style="display: flex; justify-content: space-between;"> <div style="width: 30%;">  <p>1: Φ18 150 3350 丝 = 8 2: Φ18 150 2350 丝 = 8</p> </div> <div style="width: 30%; text-align: center;"> <p>49#D-KZ7b Φ10@100</p>  </div> <div style="width: 30%; text-align: right;"> <p>Φ10: 170x550=4 Φ10: 550x550=5 Φ10: L550=4</p> </div> </div> | | | | | | | |
| 49#D-KZ7b | Φ18 | 150 插筋 2350  | 2470 | 8 | 8 | 39.52 | 下插1050 |
| | Φ18 | 150 插筋 3350  | 3470 | 8 | 8 | 55.52 | 同上 |
| | Φ10 |  | 1640 | 4 | 4 | 4.05 | |
| | Φ10 |  | 2400 | 5 | 5 | 7.4 | |
| | Φ10 |  | 760 | 4 | 4 | 1.88 | |
| <div style="display: flex; justify-content: space-between;"> <div style="width: 30%;">  <p>1: Φ18 150 3350 丝 = 2 2: Φ16 150 2350 丝 = 4 3: Φ16 150 3350 丝 = 4 4: Φ18 150 2350 丝 = 2</p> </div> <div style="width: 30%; text-align: center;"> <p>50#D-KZ6a Φ8@100</p>  </div> <div style="width: 30%; text-align: right;"> <p>Φ8: 210x550=4 Φ8: 550x550=5</p> </div> </div> | | | | | | | |
| 50#D-KZ6a | Φ16 | 150 插筋 2350  | 2470 | 4 | 4 | 15.61 | 下插1050 |
| | Φ18 | 150 插筋 2350  | 2470 | 2 | 2 | 9.88 | 同上 |
| | Φ18 | 150 插筋 3350  | 3470 | 2 | 2 | 13.88 | 同上 |
| | Φ16 | 150 插筋 3350  | 3470 | 4 | 4 | 21.93 | 同上 |
| | Φ8 |  | 1680 | 4 | 4 | 2.65 | |
| | Φ8 |  | 2360 | 5 | 5 | 4.66 | |

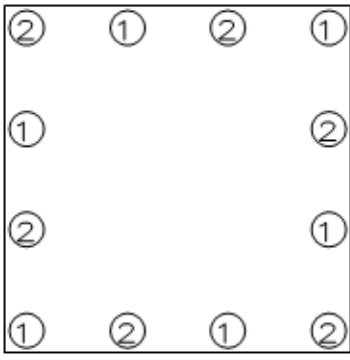
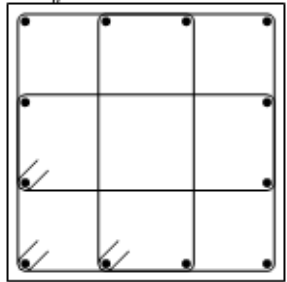
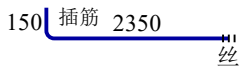
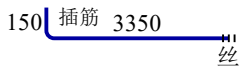
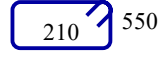

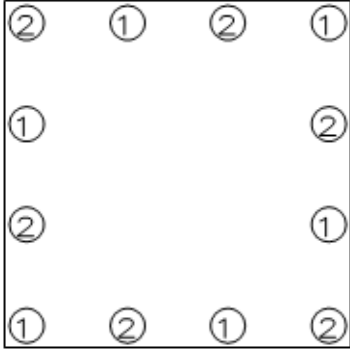
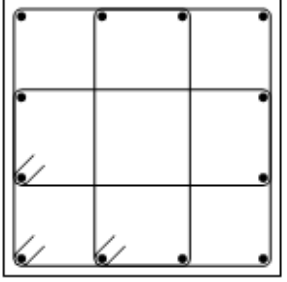
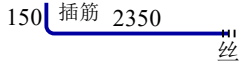
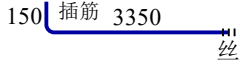


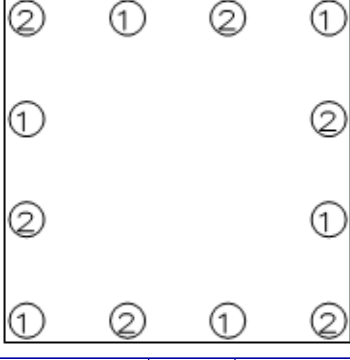
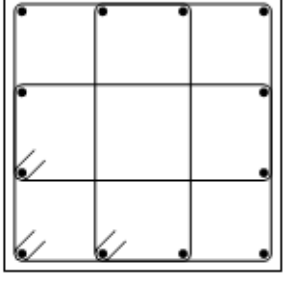

| 构件名称 | 级直别径 | 钢筋简图 | 下料 (mm) | 根件 数*数 | 总 根数 | 重量 (kg) | 备 注 | |
|-----------|-----------|---|------------|-----------|---|------------|--------|-----|
| | |  <p>1: $\Phi 18 \ 150 \sqrt{3350} \ \# = 6$ 2: $\Phi 18 \ 150 \sqrt{2350} \ \# = 6$</p> | | | <p>51#D-KZ1a $\Phi 8@100$</p>  <p>$\Phi 8: 210 \times 550 = 4$ $\Phi 8: 550 \times 550 = 5$</p> | | | |
| 51#D-KZ1a | $\Phi 18$ |  | 2470 | 6 | 6 | 29.64 | 下插1050 | 331 |
| | $\Phi 18$ |  | 3470 | 6 | 6 | 41.64 | 同上 | 332 |
| | $\Phi 8$ |  | 1680 | 4 | 4 | 2.65 | | 333 |
| | $\Phi 8$ |  | 2360 | 5 | 5 | 4.66 | | 334 |
| | |  <p>1: $\Phi 18 \ 150 \sqrt{3350} \ \# = 2$ 2: $\Phi 16 \ 150 \sqrt{2350} \ \# = 4$ 3: $\Phi 16 \ 150 \sqrt{3350} \ \# = 4$ 4: $\Phi 18 \ 150 \sqrt{2350} \ \# = 2$</p> | | | <p>52#D-KZ6a $\Phi 8@100$</p>  <p>$\Phi 8: 210 \times 550 = 4$ $\Phi 8: 550 \times 550 = 5$</p> | | | |
| 52#D-KZ6a | $\Phi 16$ |  | 2470 | 4 | 4 | 15.61 | 下插1050 | 335 |
| | $\Phi 18$ |  | 2470 | 2 | 2 | 9.88 | 同上 | 336 |
| | $\Phi 18$ |  | 3470 | 2 | 2 | 13.88 | 同上 | 337 |
| | $\Phi 16$ |  | 3470 | 4 | 4 | 21.93 | 同上 | 338 |
| | $\Phi 8$ |  | 1680 | 4 | 4 | 2.65 | | 339 |
| | $\Phi 8$ |  | 2360 | 5 | 5 | 4.66 | | 340 |

| 构件名称 | 级直 别径 | 钢筋简图 | 下料 (mm) | 根件 数*数 | 总 根数 | 重量 (kg) | 备 注 | |
|----------|-----------|--|------------|-----------|---------------------------|---|--------|-----|
| | |  <p>1: $\Phi 18 \ 150 \sqrt{3350} \ \# = 6$ 2: $\Phi 18 \ 150 \sqrt{2350} \ \# = 6$</p> | | | 53#D-KZ6 $\Phi 8@100/200$ |  <p>$\Phi 8: 210 \times 550 = 4$ $\Phi 8: 550 \times 550 = 5$</p> | | |
| 53#D-KZ6 | $\Phi 18$ | 150 插筋 2350  | 2470 | 6 | 6 | 29.64 | 下插1050 | 341 |
| | $\Phi 18$ | 150 插筋 3350  | 3470 | 6 | 6 | 41.64 | 同上 | 342 |
| | $\Phi 8$ |  210 550 | 1680 | 4 | 4 | 2.65 | | 343 |
| | $\Phi 8$ |  550 550 | 2360 | 5 | 5 | 4.66 | | 344 |
| | |  <p>1: $\Phi 18 \ 150 \sqrt{3350} \ \# = 6$ 2: $\Phi 18 \ 150 \sqrt{2350} \ \# = 6$</p> | | | 54#D-KZ6 $\Phi 8@100/200$ |  <p>$\Phi 8: 210 \times 550 = 4$ $\Phi 8: 550 \times 550 = 5$</p> | | |
| 54#D-KZ6 | $\Phi 18$ | 150 插筋 2350  | 2470 | 6 | 6 | 29.64 | 下插1050 | 345 |
| | $\Phi 18$ | 150 插筋 3350  | 3470 | 6 | 6 | 41.64 | 同上 | 346 |
| | $\Phi 8$ |  210 550 | 1680 | 4 | 4 | 2.65 | | 347 |
| | $\Phi 8$ |  550 550 | 2360 | 5 | 5 | 4.66 | | 348 |
| | |  <p>1: $\Phi 18 \ 150 \sqrt{3350} \ \# = 6$ 2: $\Phi 18 \ 150 \sqrt{2350} \ \# = 6$</p> | | | 55#D-KZ1 $\Phi 8@100/200$ |  <p>$\Phi 8: 210 \times 550 = 4$ $\Phi 8: 550 \times 550 = 5$</p> | | |
| 55#D-KZ1 | $\Phi 18$ | 150 插筋 2350  | 2470 | 6 | 6 | 29.64 | 下插1050 | 349 |

审核:




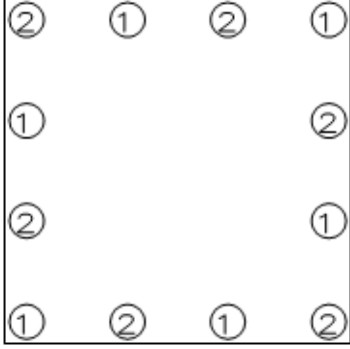

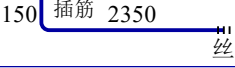



翻样:

| 构件名称 | 级直别径 | 钢筋简图 | 下料 (mm) | 根件 数*数 | 总 根数 | 重量 (kg) | 备 注 | |
|--|------|------------|------------|-----------|---------|------------|--------|-----|
| | Φ18 | 150插筋 3350 | 3470 | 6 | 6 | 41.64 | 同上 | 350 |
| | Φ8 | | 1680 | 4 | 4 | 2.65 | | 351 |
| | Φ8 | | 2360 | 5 | 5 | 4.66 | | 352 |
| <div style="display: flex; justify-content: space-between; align-items: center;"> <div style="text-align: center;"> <p>1: Φ18 150 3350 $\# = 6$ 2: Φ18 150 2350 $\# = 6$</p> </div> <div style="text-align: center;"> <p>56#D-KZ1a $\#8@100$</p> <p>Φ8: 210x550=4 Φ8: 550x550=5</p> </div> </div> | | | | | | | | |
| 56#D-KZ1a | Φ18 | 150插筋 2350 | 2470 | 6 | 6 | 29.64 | 下插1050 | 353 |
| | Φ18 | 150插筋 3350 | 3470 | 6 | 6 | 41.64 | 同上 | 354 |
| | Φ8 | | 1680 | 4 | 4 | 2.65 | | 355 |
| | Φ8 | | 2360 | 5 | 5 | 4.66 | | 356 |
| <div style="display: flex; justify-content: space-between; align-items: center;"> <div style="text-align: center;"> <p>1: Φ18 150 3350 $\# = 6$ 2: Φ18 150 2350 $\# = 6$</p> </div> <div style="text-align: center;"> <p>57#D-KZ1a $\#8@100$</p> <p>Φ8: 210x550=4 Φ8: 550x550=5</p> </div> </div> | | | | | | | | |
| 57#D-KZ1a | Φ18 | 150插筋 2350 | 2470 | 6 | 6 | 29.64 | 下插1050 | 357 |
| | Φ18 | 150插筋 3350 | 3470 | 6 | 6 | 41.64 | 同上 | 358 |
| | Φ8 | | 1680 | 4 | 4 | 2.65 | | 359 |
| | Φ8 | | 2360 | 5 | 5 | 4.66 | | 360 |

| 构件名称 | 级直别径 | 钢筋简图 | 下料 (mm) | 根件 数*数 | 总 根数 | 重量 (kg) | 备 注 | |
|-----------|-----------|--|------------|-----------|---|------------|--------|-----|
| | |  <p>1: $\Phi 18 \ 150 \sqrt{3350} \ \# = 6$ 2: $\Phi 18 \ 150 \sqrt{2350} \ \# = 6$</p> | | | <p>58#D-KZ1a $\Phi 8 @ 100$</p>  <p>$\Phi 8: 210 \times 550 = 4$ $\Phi 8: 550 \times 550 = 5$</p> | | | |
| 58#D-KZ1a | $\Phi 18$ |  | 2470 | 6 | 6 | 29.64 | 下插1050 | 361 |
| | $\Phi 18$ |  | 3470 | 6 | 6 | 41.64 | 同上 | 362 |
| | $\Phi 8$ |  | 1680 | 4 | 4 | 2.65 | | 363 |
| | $\Phi 8$ |  | 2360 | 5 | 5 | 4.66 | | 364 |
| | |  <p>1: $\Phi 18 \ 150 \sqrt{3350} \ \# = 6$ 2: $\Phi 18 \ 150 \sqrt{2350} \ \# = 6$</p> | | | <p>59#D-KZ1 $\Phi 8 @ 100/200$</p>  <p>$\Phi 8: 210 \times 550 = 4$ $\Phi 8: 550 \times 550 = 5$</p> | | | |
| 59#D-KZ1 | $\Phi 18$ |  | 2470 | 6 | 6 | 29.64 | 下插1050 | 365 |
| | $\Phi 18$ |  | 3470 | 6 | 6 | 41.64 | 同上 | 366 |
| | $\Phi 8$ |  | 1680 | 4 | 4 | 2.65 | | 367 |
| | $\Phi 8$ |  | 2360 | 5 | 5 | 4.66 | | 368 |
| | |  <p>1: $\Phi 18 \ 150 \sqrt{3350} \ \# = 6$ 2: $\Phi 18 \ 150 \sqrt{2350} \ \# = 6$</p> | | | <p>60#D-KZ1b $\Phi 10 @ 100/200$</p>  <p>$\Phi 10: 210 \times 550 = 4$ $\Phi 10: 550 \times 550 = 5$</p> | | | |
| 60#D-KZ1b | $\Phi 18$ |  | 2470 | 6 | 6 | 29.64 | 下插1050 | 369 |

审核:

翻样:

| 构件名称 | 级直别径 | 钢筋简图 | 下料 (mm) | 根件 数*数 | 总 根数 | 重量 (kg) | 备 注 | |
|---|------|--|------------|-----------|---------|------------|--------|-----|
| | Φ18 | 150插筋 3350  | 3470 | 6 | 6 | 41.64 | 同上 | 370 |
| | Φ10 |  210 550 | 1720 | 4 | 4 | 4.24 | | 371 |
| | Φ10 |  550 550 | 2400 | 5 | 5 | 7.4 | | 372 |
| <div style="display: flex; justify-content: space-between; align-items: center;"> <div style="text-align: center;">  <p>1: Φ18 150 3350 # = 6 2: Φ18 150 2350 # = 6</p> </div> <div style="text-align: center;"> <p>61#D-KZ1a Φ8@100</p>  <p>Φ8: 210x550=4 Φ8: 550x550=5</p> </div> </div> | | | | | | | | |
| 61#D-KZ1a | Φ18 | 150插筋 2350  | 2470 | 6 | 6 | 29.64 | 下插1050 | 373 |
| | Φ18 | 150插筋 3350  | 3470 | 6 | 6 | 41.64 | 同上 | 374 |
| | Φ8 |  210 550 | 1680 | 4 | 4 | 2.65 | | 375 |
| | Φ8 |  550 550 | 2360 | 5 | 5 | 4.66 | | 376 |